

Customer Information Sheet

DRAWING No.: D95XXX-42

SHEET 2 OF 2



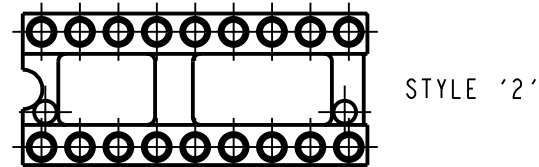
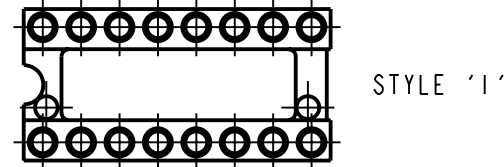
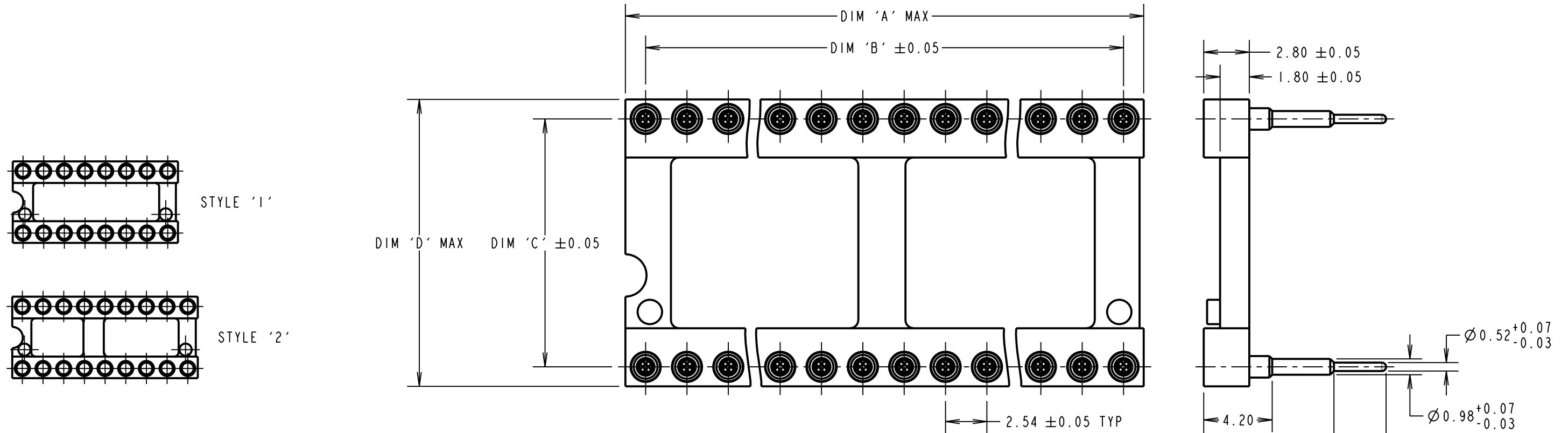
IF IN DOUBT - ASK

©

NOT TO SCALE

THIRD ANGLE PROJECTION

ALL DIMENSIONS IN mm



ORDER CODE:
D95XXX-42

SERIES CODE
SEE TABLE

No. OF WAYS
SEE TABLE

FINISH
100% TIN SHELL, GOLD CLIP

SPECIFICATION:

MATERIAL:
MOULDING = GLASS-FILLED PCT, UL94V-0, BLACK
CONTACT SHELL = BRASS
CONTACT CLIP = BERYLLIUM COPPER

FINISH:
SHELL = 5µ 100% TIN
CLIP = 0.75µ GOLD

ELECTRICAL
CURRENT RATING = 1 AMP
VOLTAGE RATING = 100V AC, 150V DC
CONTACT RESISTANCE = 10 MILLIOHMS MAX
INSULATION RESISTANCE = 10,000 MEGOHMS MIN
DIELECTRIC STRENGTH = 1,000V AC MIN

ENVIRONMENTAL:
TEMPERATURE = -55°C TO +125°C

MECHANICAL
DURABILITY = 100 CYCLES MIN.
INSERTION FORCE (Ø0.43mm GAUGE) = 3.0N MAX
WITHDRAWAL FORCE (Ø0.43mm GAUGE) = 0.5N MIN

PART No.	No. OF WAYS	STYLE (SEE NOTE 1)	DIM 'A'	DIM 'B'	DIM 'C'	DIM 'D'
D95006-42	6	1	7.60	5.08	7.62	10.02
D95008-42	8	1	10.10	7.62	7.62	10.02
D95014-42	14	1	17.70	15.24	7.62	10.02
D95016-42	16	1	20.30	17.78	7.62	10.02
D95018-42	18	2	22.80	20.32	7.62	10.02
D95020-42	20	2	25.30	22.86	7.62	10.02
D95022-42	22	2	27.80	25.40	7.62	10.02
D95A22-42	22	2	27.80	25.40	10.16	12.60
D95024-42	24	2	30.40	27.94	15.24	17.64
D95A24-42	24	2	30.40	27.94	7.62	10.02
D95B24-42	24	2	30.40	27.94	10.16	12.60
D95028-42	28	2	35.50	33.02	15.24	17.64
D95032-42	32	2	40.60	38.10	15.24	17.64
D95040-42	40	3	50.80	48.26	15.24	17.64
D95A48-42	48	3	60.90	58.42	15.24	17.64
D95064-42	64	4	81.20	78.74	22.86	25.40

- NOTES:
- STYLE REFERS TO No. OF CENTRE BARS ONLY.
 - FOR COMPLETE SPECIFICATION, SEE COMPONENT SPECIFICATION C004XX (LATEST ISSUE).
 - RECOMMENDED HOLE SIZE = Ø0.80mm
 - RECOMMENDED PC BOARD THICKNESS = 1.40-2.00mm
 - RECOMMENDED MATING PIN DIA. = Ø0.40 -0.56mm
 - MAXIMUM CONTACT DEPTH = 2.40mm
MAXIMUM PIN LENGTH = 3.65mm.

CP	3	15.01.10	10640
NAME	ISS.	DATE	C/NOTE
APPROVED: C.PENROSE			
CHECKED: R.ADDE			
DRAWN: W.J.BOURNE			
CUSTOMER REF.:			
ASSEMBLY DRG:			

HARWIN			THIS DRAWING AND ANY INFORMATION OR DESCRIPTIVE MATTER SET OUT HEREON ARE CONFIDENTIAL AND COPYRIGHT PROPERTY OF THE HARWIN GROUP AND MUST NOT BE DISCLOSED, LOANED, COPIED OR USED FOR MANUFACTURING, TENDERING OR FOR ANY OTHER PURPOSE WITHOUT THEIR WRITTEN PERMISSION.	TOLERANCES X. = ±1mm X.X = ±0.25mm X.XX = ±0.10mm X.XXX = ±0.01mm ANGLES = ±5° UNLESS STATED	MATERIAL: SEE ABOVE FINISH: SEE ABOVE S/AREA: mm ²	TITLE: 2.54mm PITCH DIL EXTENDED VERTICAL IC SOCKET ASSEMBLY DRAWING NUMBER: D95XXX-42	SHT 2 OF 2
HARWIN USA TEL: 603 893 5376 FAX: 603 893 5396 mis@harwin.com	HARWIN Europe (UK) TEL: 023 9231 4545 FAX: 023 9231 4590 mis@harwin.co.uk	HARWIN Asia TEL: +65 6 779 4909 FAX: +65 6 779 3868 mis@harwin.com.sg					