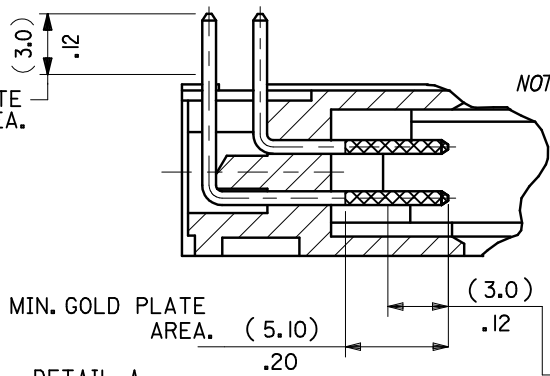
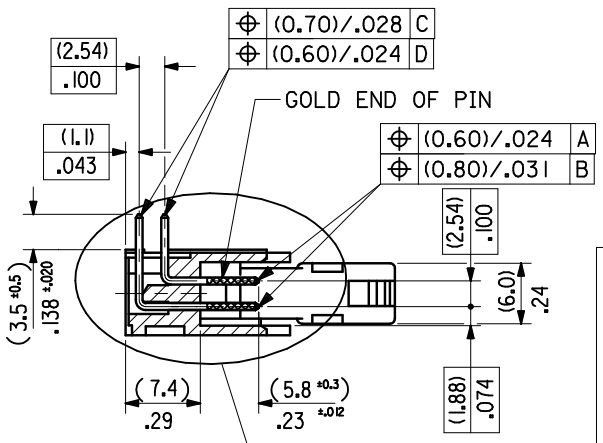


MIN. TIN PLATE AREA.



DETAIL A  
DIMENSIONS FOR SELECTIVE  
PLATING'S, SCALE 4:1

- NOTES:
- 1: FOR MATERIAL SPECIFICATION SEE NOTE 1 ON SHEET 4.
  - 2: FOR RECOMMENDED P.C.B. HOLE PATTERN, PART No's AND UNSTATED DIMENSIONS SEE SHEET 4.
  - 3: PRODUCT SPEC.No.: PS-99020-0015.
  - 4: THIS RIB IS NOT PRESENT ON 10 & 14 CKT PARTS
- MEASURE POINT FOR GOLD PLATING THICKNESS TYP.



SECTION F-F

REMOVED REF'S TO COLOR STAMP EC NO: E2011-0063 DRWIN: JOCONNOR 2010/08/12 CHKD: 2010/08/25 APPR: EFOLAN 2010/08/30	QUALITY SYMBOLS	GENERAL TOLERANCES (UNLESS SPECIFIED)		DIMENSION STYLE		SCALE	DESIGN UNITS	THIRD ANGLE PROJECTION	
	▽=0 ◻=0	mm	INCH	MM/IN		2:1	METRIC		
		4 PLACES ± --- ± ---	3 PLACES ± --- ± .008	DRAWN BY	DATE	TITLE			
		2 PLACES ± 0.20 ± .008	1 PLACE ± 0.20 ± ---	POB	1990/11/07	QF50 SRD HDR RA KEY W/ELV			
	ANGULAR ± 2 °	DRAFT WHERE APPLICABLE MUST REMAIN WITHIN DIMENSIONS		CHECKED BY	DATE	MOLEX INCORPORATED			
				JDENNEHY	2004/11/24	DOCUMENT NO.			
				APPROVED BY	DATE	SHEET NO.			
				JDENNEHY	2004/11/24	3 OF 9			
				MATERIAL NO.		THIS DRAWING CONTAINS INFORMATION THAT IS PROPRIETARY TO MOLEX INCORPORATED AND SHOULD NOT BE USED WITHOUT WRITTEN PERMISSION			
				SEE SHEET 4		SDA-90663E			

(78.74)/3.100	(86.34)/3.400	(90.52)/3.564	(96.62)/3.804	(100.74)/3.966	90663-3641	90663-3642	90663-3643		64
(73.66)/2.900	(81.26)/3.200	(85.44)/3.364	(91.54)/3.604	(95.66)/3.766	-3601	-3602	-3603		60
(60.96)/2.400	(68.56)/2.700	(72.74)/2.864	(78.84)/3.104	(82.96)/3.266	-3501	-3502	-3503	90663-3509	50
(48.26)/1.900	(55.86)/2.200	(60.04)/2.364	(66.14)/2.604	(70.26)/2.766	-3401	-3402	-3403	-3409	40
(40.64)/1.600	(48.24)/1.900	(52.42)/2.064	(58.52)/2.304	(62.64)/2.466	-3341	-3342	-3343	-3349	34
(35.56)/1.400	(43.16)/1.700	(47.34)/1.864	(53.44)/2.104	(57.56)/2.266	-3301	-3302	-3303	-3309	30
(30.48)/1.200	(38.08)/1.500	(42.26)/1.664	(48.36)/1.904	(52.48)/2.066	-3261	-3262	-3263	-3269	26
(22.86)/.900	(30.46)/1.200	(34.64)/1.364	(40.74)/1.604	(44.86)/1.766	-3201	-3202	-3203	-3209	20
(17.78)/.700	(25.38)/1.000	(29.56)/1.164	(35.66)/1.404	(39.78)/1.566	-3161	-3162	-3163	-3169	16
(15.24)/.600	(22.84)/.900	(27.02)/1.064	(33.12)/1.304	(37.24)/1.466	-3141	-3142	-3143	-3149	14
(10.16)/.400	(17.76)/.700	(21.94)/.864	(28.04)/1.104	(32.16)/1.266	90663-3101	90663-3102	90663-3103	90663-3109	10
A	B	C	D	E	ENG. NO. GS1 PLATING	ENG. NO. GS2 PLATING	ENG. NO. GS3 PLATING	ENG. NO. PRE TIN	NO.OF CKTS.

**NOTES**

**1. MATERIAL**

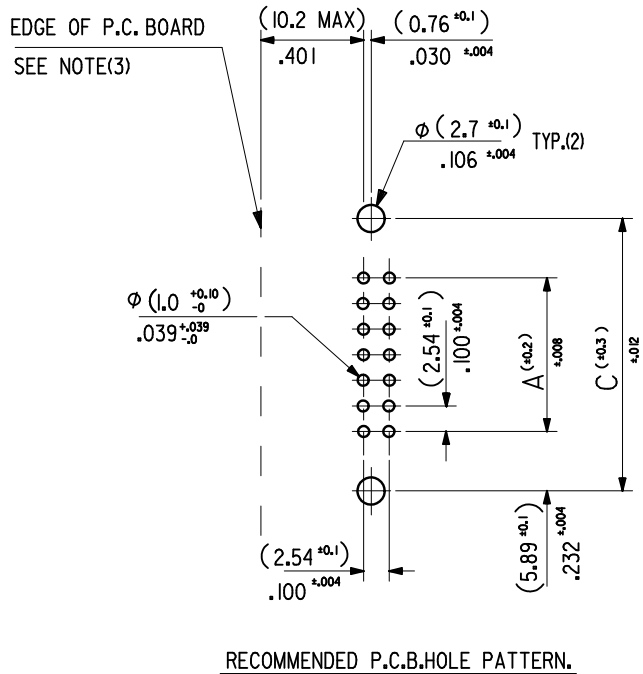
HEADER : GLASS FILLED POLYESTER (UL 94V0), COLOUR - BLACK.  
 PINS : BRASS SIZE  $\square$  (0.635)/.025 .  
 LEVER : GLASS FILLED POLYESTER (UL 94V0), COLOUR - BLACK.  
 SPRING PINS : STEEL

**2. PLATING OPTIONS.**

90663-3\*\*1, (1um)/.039uIn MIN. NICKEL UNDERPLATE. CONTACT AREA  
 GS1 PLATING (0.1um)/.004uIn MIN. GOLD. SOLDER AREA (3um)/.118uIn MIN.  
 TIN.  
 90663-3\*\*2, (1um)/.039uIn MIN. NICKEL UNDERPLATE. CONTACT AREA  
 GS2 PLATING (0.76um)/.030uIn MIN. GOLD. SOLDER AREA (3um)/.118uIn MIN.  
 TIN.  
 90663-3\*\*3, (1um)/.039uIn MIN. NICKEL UNDERPLATE. CONTACT AREA  
 GS3 PLATING (0.25um)/.010uIn MIN. GOLD. SOLDER AREA (3um)/.118uIn MIN.  
 TIN.  
 90663-3\*\*9, (0.5-1um)/.020-.040uIn NICKEL UNDER (1.0-3.0um)/.039-.118uIn TIN.  
 PRE-TIN

3. 10.2mm MAX. TO EDGE OF PCB FOR DAISY CHAIN APPLICATIONS.

4. RECOMMENDED PCB THICKNESS 1.6mm



REMOVED REFS TO COLOR STAMP EC NO: E2011-0063 DRWN: JCONNOR 2010/08/12 CHKD: 2010/08/25 APPR: EFOLAN 2010/08/30	QUALITY SYMBOLS	GENERAL TOLERANCES (UNLESS SPECIFIED)	DIMENSION STYLE	SCALE	DESIGN UNITS	THIRD ANGLE PROJECTION
	$\nabla = 0$ $\square = 0$	mm INCH	MM/IN	2:1	METRIC	
		4 PLACES $\pm$ --- $\pm$ --- 3 PLACES $\pm$ --- $\pm$ .008 2 PLACES $\pm$ 0.20 $\pm$ .008 1 PLACE $\pm$ 0.20 $\pm$ --- ANGULAR $\pm$ 2 °	DRAWN BY POB DATE 1990/11/07	CHECKED BY ROC DATE 2000/10/04	APPROVED BY MW DATE 2000/10/04	TITLE QF50 SRD HDR RA KEY W/ELV
		DRAFT WHERE APPLICABLE MUST REMAIN WITHIN DIMENSIONS	MATERIAL NO. SEE CHART	DOCUMENT NO. SDA-90663E	MOLEX INCORPORATED	
			SIZE A3	THIS DRAWING CONTAINS INFORMATION THAT IS PROPRIETARY TO MOLEX INCORPORATED AND SHOULD NOT BE USED WITHOUT WRITTEN PERMISSION		
						SHEET NO. 4 OF 9