


BNH/BN Series



Key features:

- Touch-down terminals with spring-loaded captive screws
- Jumpers available up to 50A model
- Fuse block with or without blown-fuse indicator in neon or LED
- Mounts on 35mm standard DIN rail



UL Recognized
File No. E78117



CSA Certified
File No. LR64803



File No. R9551701
J9551516 (power blocks)
R9650688 (dual-deck blocks)



Specifications

Model		BNH10W	BNH15MW	BNH15LW	BNH30W
Appearance					
Width		0.275" (7mm)	0.315" (8mm)	0.413" (10.5mm)	0.472" (12mm)
Approvals		UL, CSA, TUV	UL, CSA, TUV	UL, CSA, TUV	UL, CSA, TUV
No. of Poles		1	1	1	1
Wire Sizes		22 to 16 AWG	22 to 14 AWG	22 to 14 AWG	18 to 10 AWG
Voltage/Current		600V / 10A	600V / 10A	600V / 15A	600V / 30A
Terminals	Size	M3	M3	M3.5	M4
	Type	Touch-down	Touch-down	Touch-down	Touch-down
Mounting		35mm DIN rail	35mm DIN rail	35mm DIN rail	35mm DIN rail
Terminal Torque	(N-m)	0.6 - 1.0	0.6 - 1.0	1.0 - 1.3	1.4 - 2.0
	(in-lbs.)	5.3 - 8.9	5.3 - 8.9	8.9 - 11.5	12.4 - 17.8
End Plate		BNE15W	BNE15W	BNE15W	BNE30W
DIN Rail Stop		BNL-5	BNL-5	BNL-5	BNL-5
Dust Cover		BNC230	BNC230	BNC230	BNC230
Marking Strip	PVC	BNM7	BNM7	BNM7	BNM7
	Fiberglass	BNM9	BNM9	BNM9	BNM9
	End clip	BNM3	BNM3	BNM3	BNM3
Ring Terminal Jumpers		BNJ16	BNJ26W	BNJ46	BNJ56
Fork Terminal Jumpers		BNJ16F	BNJ26FW	BNJ46F	BNJ56F



1. BNDN1000 aluminum DIN rails are available in 1 meter lengths.
2. Marking strips are sold in 1 meter lengths.
3. Most jumpers are provided with 6 poles (except for BNH50W jumper that is 2-poles only).
4. Remove the "H" in the terminal block part number for standard screw type (ex. BNH10W becomes BN10W).

Switches & Pilot Lights

Signaling Lights

Relays & Sockets


Timers

Contactors

Terminal Blocks

Circuit Breakers




Specifications, continued

Model	BNH50W	BN75W	BN150W	BNDH15W	
Appearance					
Width	0.610" (15.5mm)	0.787" (20mm)	1.024" (26mm)	0.315" (8mm)	
Approvals	UL, CSA, TUV	UL, CSA, TUV	UL, CSA, TUV	UL, CSA, TUV	
No. of Poles	1	1	1	2	
Wire Sizes	16 to 6 AWG	16 to 4 AWG	16 to 0 AWG	22 to 14 AWG	
Voltage/Current	600V / 50A	600V / 75A	600V / 150A	600V / 10A	
Terminals	Size	M5	M6	M3	
	Type	Touch-down	Hex bolt	Hex bolt	Touch-down
Mounting	35mm DIN rail	35mm DIN rail	35mm DIN rail	35mm DIN rail, surface	
Terminal Torque	(N-m)	2.6 - 3.7	3.9 - 5.4	10 - 13.5	0.6 - 1.0
	(in-lbs.)	23.1 - 32.8	34.6 - 47.9	88.8 - 119.8	5.3 - 8.9
End Plate	BNE50W	BNE75W	BNE150W	BNDE15W	
DIN Rail Stop	BNL-5	BNL-6	BNL-6	BNL-8	
Dust Cover	BNC320	BNC420	BNC520	BNC230 (top level) BNC240 (bottom Level)	
Marking Strip	PVC	BNM7	BNM7	BNM7	
	Fiberglass	BNM9	BNM9	BNM9	
	End clip	BNM3	BNM3	BNM3	
Connecting Rods	—	—	—	BNR1 10.34" (265mm) BNR2 19.69" (500mm)	
Connecting Nuts	—	—	—	BNN1 (2 pieces)	
Base Mount Brackets	—	—	—	BNDL2	
Ring Terminal Jumpers	BNJ62 (2 pole)	—	—	BNJ26	
Fork Terminal Jumpers	—	—	—	BNJ26FW	



1. BNDN1000 aluminum DIN rails are available in 1 meter lengths.
2. Marking strips are available in 1 meter lengths.
3. Most jumpers are six poles (except for BNJ62 which is 2 poles only).
4. Remove the "H" in the terminal block part number for standard screw type (ex. BNH50W becomes BN50W).

Specifications, continued

Model		BNF10SW	BNF10NW	BNF10DW
Appearance				
Width		0.591" (15mm)	0.591" (15mm)	0.591" (15mm)
Blown Fuse Indicator		None	Neon (100–300VAC)	LED (24V DC)
Approvals		UL, CSA	UL, CSA	UL, CSA
No. of Poles		1	1	1
Wire Sizes		18 to 10 AWG	18 to 10 AWG	18 to 10 AWG
Voltage/Current		600V/10A maximum	600V/10A maximum	600V/10A maximum
Terminals	Size	M4	M4	M4
	Type	Standard screw	Standard screw	Standard screw
Mounting		35mm DIN rail	35mm DIN rail	35mm DIN rail
Terminal Torque	(N-m)	1.4 - 2.0	1.4 - 2.0	1.4 - 2.0
	(in-lbs.)	12.4 - 17.8	12.4 - 17.8	12.4 - 17.8
End Plate		BNE20	BNE20	BNE20
DIN Rail Stop		BNL-5	BNL-5	BNL-5
Dust Cover		—	—	—
Marking Strip		BNM7	BNM7	BNM7
Applicable Fuse Size		1/4" x 1-1/4" (6.35 x 31.8mm)	1/4" x 1-1/4" (6.35 x 31.8mm)	1/4" x 1-1/4" (6.35 x 31.8mm)



1. BNDN1000 aluminum DIN rails are available in 1 meter lengths.
2. Fuses not included.

Dimensions

BNH Series

Part No.	Diagrams		
BNH10W BNH10W BNH15MW			
BNH15LW BNH30W			
BNH50W			

BN Series

Part No.	Diagrams		
BN75W BN150W			

Part No.	Diagrams		
BNF10SW BNF10NW BNW10DW			
BNDH15W			

Switches & Pilot Lights

Signaling Lights

Relays & Sockets

Timers

Contactors

Terminal Blocks

Circuit Breakers