

4

3

2

1

THIS DRAWING IS UNPUBLISHED.

RELEASED FOR PUBLICATION

2003

© COPYRIGHT 2003

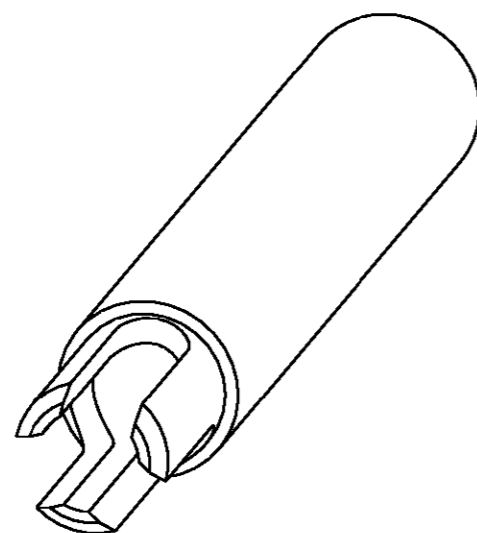
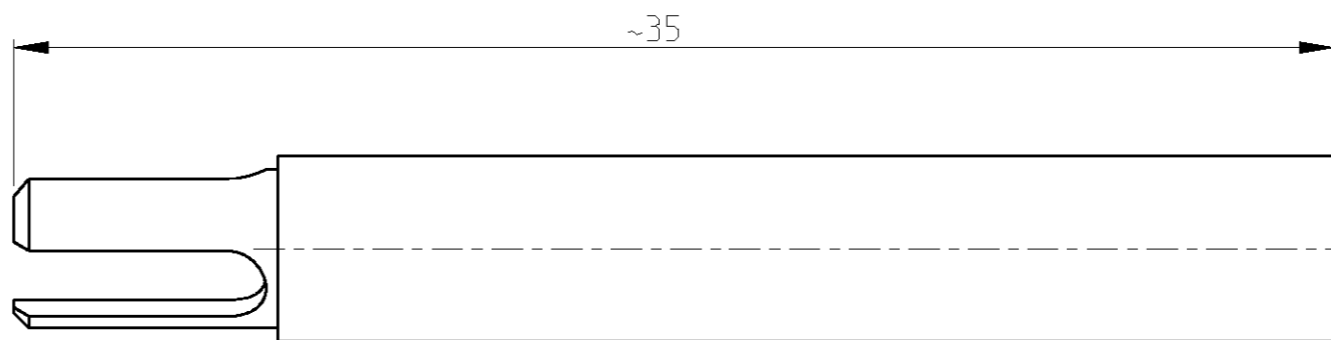
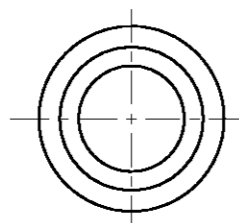
BY TYCO ELECTRONICS CORPORATION. ALL RIGHTS RESERVED.

LOC DIST

A | -

REVISIONS

P	LTR	DESCRIPTION	DATE	DWN	APVD
	A	EGC0-0089-04	16MAR2004	ZA	-



THIS DRAWING IS A CONTROLLED DOCUMENT FOR TYCO ELECTRONICS CORPORATION
IT IS SUBJECT TO CHANGE AND THE CONTROLLING ENGINEERING ORGANIZATION
SHOULD BE CONTACTED FOR THE LATEST REVISION.

DIMENSIONS:	TOLERANCES UNLESS OTHERWISE SPECIFIED:
mm	
	0 PLC ±
	1 PLC ±
	2 PLC ±
	3 PLC ±
	4 PLC ±
	ANGLES ±1°

MATERIAL FINISH

DWN 16MAR2004

CHK J. ZAJICEK

APVD -

PRODUCT SPEC -

APPLICATION SPEC -

WEIGHT -

CUSTOMER DRAWING

tyco
Electronics

tyco Electronics AMP GmbH
D - 64625 Bensheim

NAME TUBE
Rohr

SIZE A3 CAGE CODE 00779 DRAWING NO C-3-1579007-8 RESTRICTED TO -

SCALE 5:1 SHEET 1 OF 1 REV A