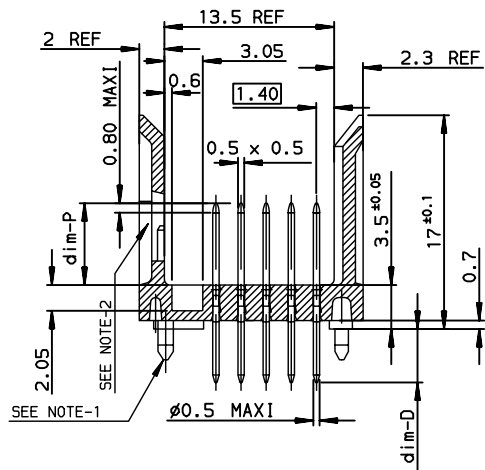
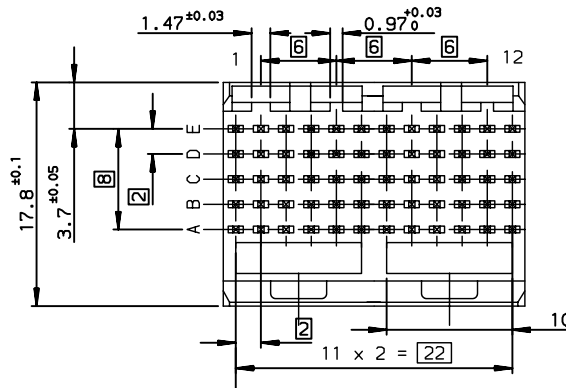
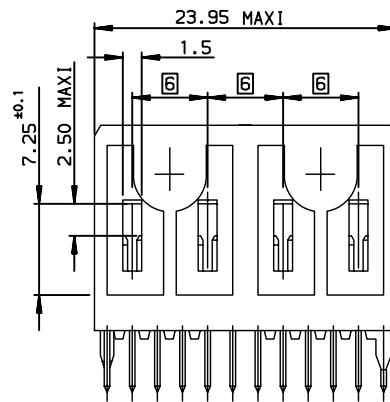
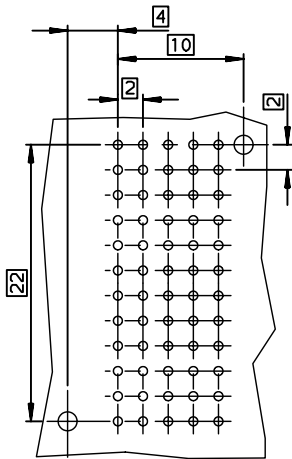


Copyright FCI, FCI



LAYOUT FOR P.C.B
CONNECTOR SIDE VIEW



GENERAL CHARACTERISTICS AND ROHS INFORMATIONS:

SEE PRODUCT SPECIFICATION GS-12-446

NOTE-1: 2 PEGS AT EACH END ONLY

NOTE-2: CAVITY FOR CODING KEY MOUNTING AND CABLE CONNECTOR LATCH

NOTE-3: IF SUFFIX "P" IS ADDED IN P/N PACKAGING IS IN TRAYS BUT CONNECTOR MARKING IS WITHOUT "P"

EXAMPLE: HM1W52ATR400H6P, MARKED HM1W52ATR400H6

NOTE-4: P.C.B HOLES DEFINITION - SEE GS-12-446

SPECIFIC DATAS:

Visual inspection : 100%

- Marking failures
- Housing material failures
- Spoilt housing
- Stained housing
- Broken contacts (twisted or loosen)

TIN LEAD PART NUMBER

Part Number : HM1W52ATR400H6P

LEAD FREE PART NUMBER

Part Number : HM1W52ATR400H6PLF

European Views

www.fciconnect.com		surface ISO 1302 ✓	tolerance std ISO 406 ISO 1101	projection mm
TOLERANCES UNLESS OTHERWISE SPECIFIED				
Dr	L. GOISNARD	25/02/25	ANGULAR	0.X ±0.1
Eng	LENOIR	2005/09/19	LINEAR	0.XX ±0.1
Chr	LEGARE	2005/09/19	0.XX' ±2'	0.XXX ±0.1
Appr	LEGARE	2005/09/19	Product family	METRAL
			projection	mm
			size	A3
			Scale	2.5
			ECN	LS07-0012
			Spec ref	-
FCI		title METRAL STRAIGHT HDR 60		Rev.
		WAY STB - SPEC 400		C
		catalog no	-	dwg no C-8626-11280
		CUSTOMER		sheet 1 of 1

rev	ecn no	dr	date
A	LS05-0070	LGO	2005/09/19
B	LS06-0097	LGO	2006/07/21
C	LS07-0012	MLE	2007/03/26
-	-	-	-
-	-	-	-
-	-	-	-
-	-	-	-