

## Transformer terminal block - TRK 2,5-FS OG - 2701129

Please be informed that the data shown in this PDF Document is generated from our Online Catalog. Please find the complete data in the user's documentation. Our General Terms of Use for Downloads are valid (<http://phoenixcontact.com/download>)



Transformer terminal block, Connection method: Screw connection, Length: 28.5 mm, Width: 20 mm, Height: 19 mm, Color: gray



### Key commercial data

Packing unit	1 pc
GTIN	 4 017918 060459
Weight per Piece (excluding packing)	8.9 GRM
Custom tariff number	85369010
Country of origin	Greece

### Technical data

#### General

Note	For transformers on ships, saltwater-proof DIN rails must be used according to the regulations of Germanic Lloyd. This requirement is fulfilled by all rail designs.
	When selecting the type of connection on safety transformers in acc. with IEC 742/EN 60742/DIN VDE 0551-1, please observe: - When safety transformers are used as self-contained devices, only screw connections are permitted for the external connections. - When installing safety transformers, the specifications of the respective devices must be observed.
Number of connections	4
Color	gray
Insulating material	PA
Inflammability class according to UL 94	V2
Rated surge voltage	8 kV
Rated insulation voltage	800 V
Pollution degree	3

# Transformer terminal block - TRK 2,5-FS OG - 2701129

## Technical data

### General

Surge voltage category	III
Connection in acc. with standard	IEC / EN
Nominal current $I_N$	15 A
Nominal voltage $U_N$	voltage data only possible in conjunction with transformer
Number of positions	2

### Dimensions

Width	20 mm
Length	28.5 mm
Height	19 mm

### Connection data

Conductor cross section solid min.	0.75 mm <sup>2</sup>
Conductor cross section solid max.	2.5 mm <sup>2</sup>
Conductor cross section stranded min.	1 mm <sup>2</sup>
Conductor cross section stranded max.	2.5 mm <sup>2</sup>
Conductor cross section AWG/kcmil min.	18
Conductor cross section AWG/kcmil max	14
Conductor cross section stranded, with ferrule without plastic sleeve min.	0.75 mm <sup>2</sup>
Conductor cross section stranded, with ferrule without plastic sleeve max.	2.5 mm <sup>2</sup>
Conductor cross section stranded, with ferrule with plastic sleeve min.	0.75 mm <sup>2</sup>
Conductor cross section stranded, with ferrule with plastic sleeve max.	2.5 mm <sup>2</sup>
2 conductors with same cross section, solid min.	0.75 mm <sup>2</sup>
2 conductors with same cross section, solid max.	2.5 mm <sup>2</sup>
2 conductors with same cross section, stranded min.	1 mm <sup>2</sup>
2 conductors with same cross section, stranded max.	2.5 mm <sup>2</sup>
2 conductors with same cross section, stranded, ferrules without plastic sleeve, min.	0.75 mm <sup>2</sup>
2 conductors with same cross section, stranded, ferrules without plastic sleeve, max.	2.5 mm <sup>2</sup>
2 conductors with same cross section, stranded, TWIN ferrules with plastic sleeve, min.	0.5 mm <sup>2</sup>
2 conductors with same cross section, stranded, TWIN ferrules with plastic sleeve, max.	1 mm <sup>2</sup>
Connection method	Screw connection
Stripping length	11 mm
Internal cylindrical gage	A 2
Screw thread	M3,5
Tightening torque, min	1 Nm

# Transformer terminal block - TRK 2,5-FS OG - 2701129

## Technical data

### Connection data

Tightening torque max	1.2 Nm
-----------------------	--------

## Classifications

### eCl@ss

eCl@ss 4.0	27141110
eCl@ss 4.1	27141110
eCl@ss 5.0	27141134
eCl@ss 5.1	27141134
eCl@ss 6.0	27141134
eCl@ss 7.0	27141134
eCl@ss 8.0	27141190

### ETIM

ETIM 2.0	EC001283
ETIM 3.0	EC001283
ETIM 4.0	EC001283
ETIM 5.0	EC000398

### UNSPSC

UNSPSC 6.01	30211811
UNSPSC 7.0901	39121410
UNSPSC 11	39121410
UNSPSC 12.01	39121410
UNSPSC 13.2	39121410

## Approvals

### Approvals

---

#### Approvals

CSA / CSA / UL Recognized / cUL Recognized / GOST / LR / GL / GOST / cULus Recognized

---

#### Ex Approvals


---

#### Approvals submitted


# Transformer terminal block - TRK 2,5-FS OG - 2701129

## Approvals


### Approval details

CSA 


		B	C	D
mm <sup>2</sup> /AWG/kcmil	18-12	18-14	18-14	18-14
Nominal current I <sub>N</sub>	25 A	15 A	15 A	5 A
Nominal voltage U <sub>N</sub>	600 V	300 V	300 V	600 V

CSA 


		B	C	D
mm <sup>2</sup> /AWG/kcmil	18-12	18-14	18-14	18-14
Nominal current I <sub>N</sub>	25 A	15 A	15 A	5 A
Nominal voltage U <sub>N</sub>	600 V	300 V	300 V	600 V

UL Recognized 

	B	C
mm <sup>2</sup> /AWG/kcmil	22-12	22-12
Nominal current I <sub>N</sub>	20 A	20 A
Nominal voltage U <sub>N</sub>	600 V	600 V

cUL Recognized 

	B	C
mm <sup>2</sup> /AWG/kcmil	22-12	22-12
Nominal current I <sub>N</sub>	20 A	20 A
Nominal voltage U <sub>N</sub>	600 V	600 V

GOST 

# Transformer terminal block - TRK 2,5-FS OG - 2701129

## Approvals

LR

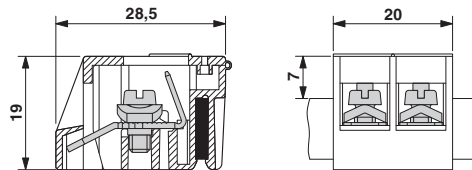
GL

GOST

cULus Recognized US

## Drawings

Dimensioned drawing



Dimensioned drawing

