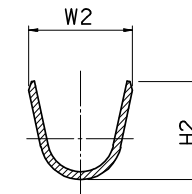
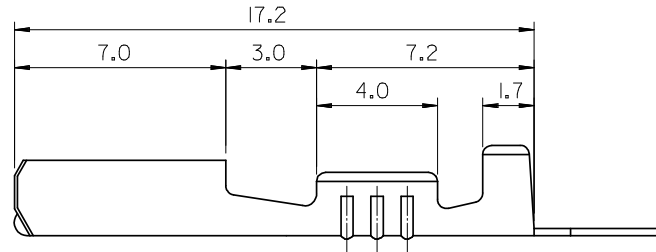
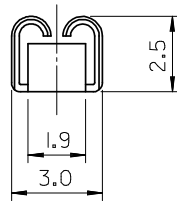


SECTION: A-A'



SECTION: B-B'



NO.	ENG-NO.	TYPE	MATERIAL	WIRE SIZE (mm ²)	DEMENSION			
					W1	H1	W2	H2
1	35768-0110	(S)	BRASS	0.3 - 0.5	2.3	2.1	3.4	3.0
2	35768-0120		COPPER ALLOY					
3	35768-0210	(L)	BRASS	0.85 - 1.25	3.8	3.1	4.0	4.3
4	35768-0220		COPPER ALLOY					

NOTE

- MATERIAL: THICK=0.25
 1-1)BRASS(35982-5017):35768-0110,35768-0210
 1-2)COPPER ALLOY(35981-0005):35768-0120,35768-0220
- FINISH: PRE-TIN PLATED
- RECOMMENDED LENGTH OF WIRE STRIP: 5.0-6.0mm

REVISED EC NO: KOR2004-0088 DRAWN:SKM/IM 2004/01/16 CHKD:R. C. YOON 2004/01/16 APPR:CHANGMOOLEE 2004/01/17 C	DESCRIPTION REV	QUALITY SYMBOLS ▽=0 ▽=0	GENERAL TOLERANCES (UNLESS SPECIFIED) <table border="1"> <tr> <th></th> <th>mm</th> <th>INCH</th> </tr> <tr> <td>4 PLACES</td> <td>±---</td> <td>±---</td> </tr> <tr> <td>3 PLACES</td> <td>±---</td> <td>±---</td> </tr> <tr> <td>2 PLACES</td> <td>±---</td> <td>±---</td> </tr> <tr> <td>1 PLACE</td> <td>±---</td> <td>±---</td> </tr> </table>		mm	INCH	4 PLACES	±---	±---	3 PLACES	±---	±---	2 PLACES	±---	±---	1 PLACE	±---	±---	DIMENSION STYLE IN/MM DRAWN BY _____ DATE _____ CHECKED BY _____ DATE _____ APPROVED BY _____ DATE _____	SCALE 1:1 TITLE 090 SLIP-ON REC. TERMINAL	DESIGN UNITS INCH THIRD ANGLE PROJECTION
			mm	INCH																	
		4 PLACES	±---	±---																	
		3 PLACES	±---	±---																	
2 PLACES	±---	±---																			
1 PLACE	±---	±---																			
DRAFT WHERE APPLICABLE MUST REMAIN WITHIN DIMENSIONS	MATERIAL NO. SEE TABLE	DOCUMENT NO. SD-35768-001	SHEET NO. 1 OF 1																		
SIZE A2		THIS DRAWING CONTAINS INFORMATION THAT IS PROPRIETARY TO MOLEX INCORPORATED AND SHOULD NOT BE USED WITHOUT WRITTEN PERMISSION																			