


1.6 mm x 0.8 mm x 0.7 mm



Certifications & Ratings

- RoHS compliant

Features & Benefits

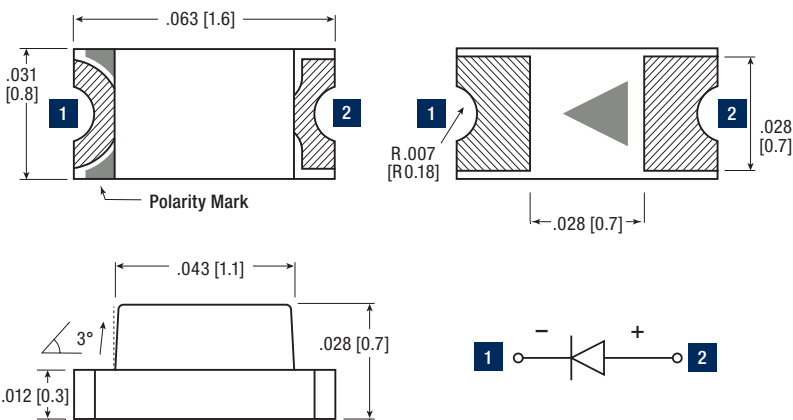
- Compatible with automatic placement equipment
- Packaged in 8 mm tape, 7" reel (4000 pcs/reel) and 20 per strip
- Meets EIA-481-1 pkg. std.

Dimensions

inches [mm]

Tolerance ± 0.2 mm unless otherwise noted

Package

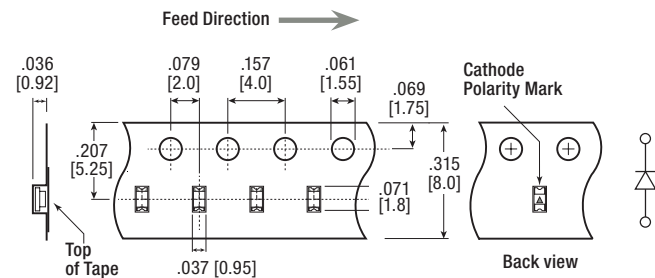


Part Number Guide

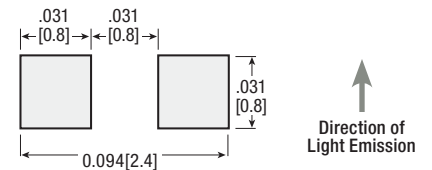
		RoHS Compliant	
5 9 9 - 0 0 X X - 0 0 X F			
Color		Packaging Option	
● Red	1 0	2	20 piece tape
● Red-Orange	2 0	7	7" reel
● Orange	3 0		4000 pcs/reel
● Yellow	4 0		
● Yellow-Green	6 0		
● Green	8 1		
● Blue	9 1		

Tape

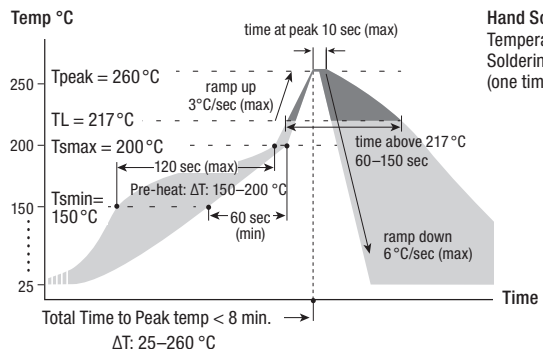
Tolerance ± 0.1 mm unless otherwise noted



Soldering

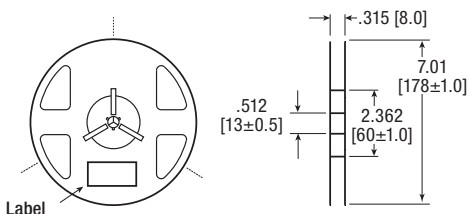


Reflow Profile



Reel

Tolerance ± 0.1 mm unless otherwise noted



Electrical/Optical Characteristics

Dialight P/N		Emitted Color	Material	Lens Color	Luminous Intensity		Dominant Wavelength			Forward Voltage		Viewing Angle (°deg.)	Thermal Resistance (°C/W) R _{th(j-s)} I _f =20 ma	Reverse Current Intensity (μA) (I _r) VR=5V
20-Piece Tape	7" Reel, 4000 pcs				I _f = 20 ma		Min	Typ	Min	Typ	Max			
599-0010-002F	599-0010-007F	Red	AlInGaP	Non Diffused	23	45	625	633	640	2.1	2.5	140	450	10
599-0020-002F	599-0020-007F	Red-Orange			90	169	620	625	630	2.1	2.5			
599-0030-002F	599-0030-007F	Orange			53	90	600	605	610	2.1	2.5			
599-0040-002F	599-0040-007F	Yellow			68	105	585	590	595	2.1	2.5			
599-0060-002F	599-0060-007F	Yellow-Green			9	43	562	569	575	2.1	2.5			
599-0081-002F	599-0081-007F	Green	InGaN		195	340	517	525	530	3.1	3.5			
599-0091-002F	599-0091-007F	Blue			68	105	465	470	475	3.2	3.6			

Absolute Maximum Ratings @ Ts=25 °C

Power Dissipation (mW)	72	102 ● G - InGaN
		70 ● B
Forward Current (mA)	30	20 ● B
Reverse Voltage (V)	5	
Operating Temp (°C)	-40 to +100	
Storage Temp (°C)	-40 to +100	
Peak Pulse Fw Current (mA)	60	
Electrostatic Discharge (HBM) (V)	2000	1000 ● G - InGaN ● B
Junction Temp (°C)	105	

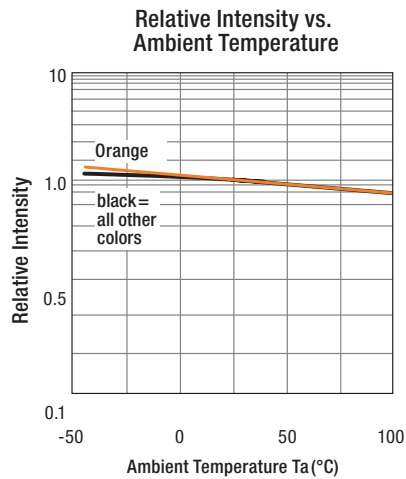
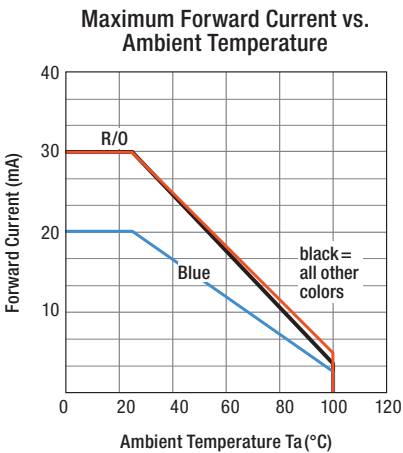
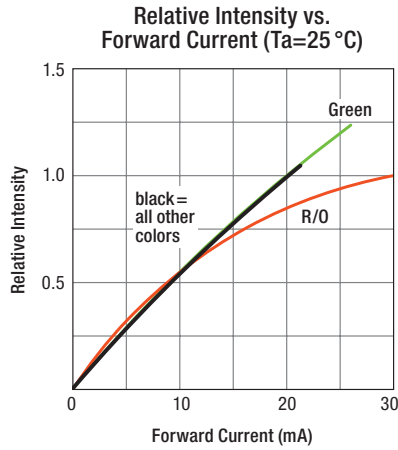
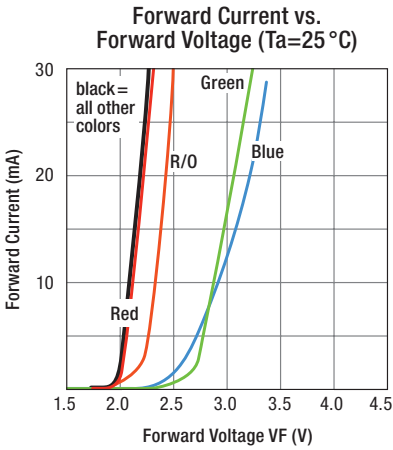
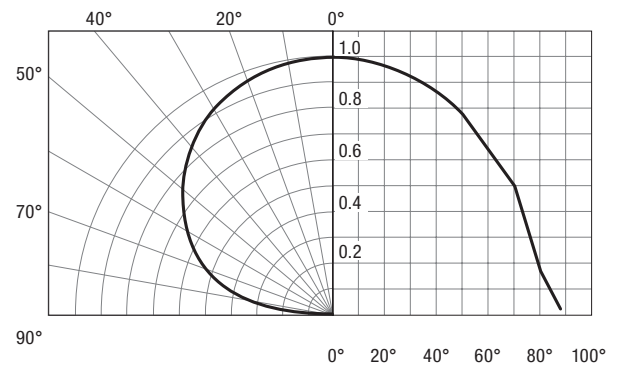


Diagram Characteristics of Radiation



Dialight reserves the right to make changes at any time in order to supply the best product possible. The most current version of this document will always be available at: www.dialightsignalsandcomponents.com

Warranty Statement: Except for the warranty expressly provided for [herein/above/below], Dialight disclaims any and all other warranties, express or implied, including, without limitation, any warranties of merchantability, fitness for a particular purpose, title, and noninfringement.