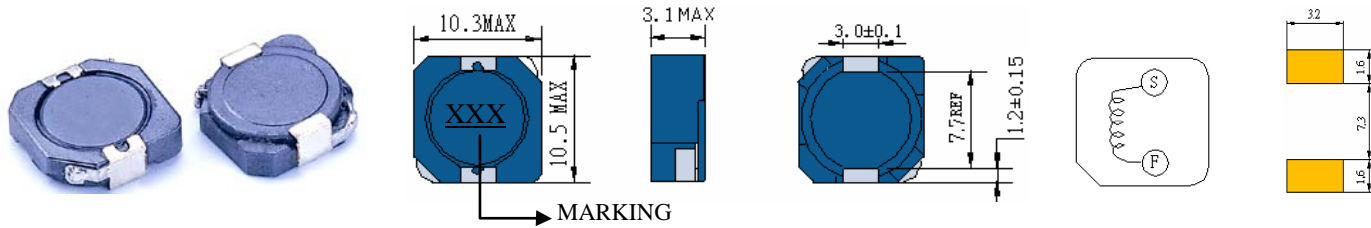


# SCRH103R

## SMD POWER INDUCTORS



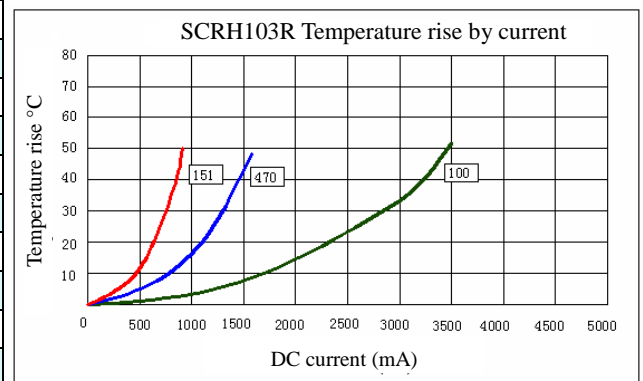
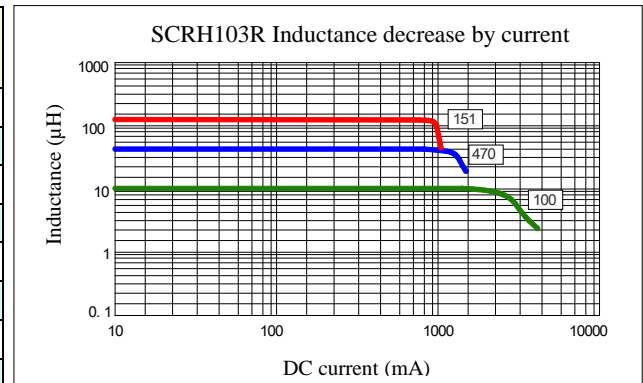
### • Features

1. Magnetically shielded construction
2. Excellent Power Density
3. Engineered to Provide High Efficiency

## ELECTRICAL CHARACTERISTICS



Part NumSer	Inductance (uH) (1)	Test Frequency	DC Resistance (Ω MAX) (2)	Saturation Current <sup>(3)</sup> (A)	Temperature Current <sup>(4)</sup> (A)
SCRH103R-100	10	100KHZ	58m	2.70	2.75
SCRH103R-120	12	100KHZ	72m	2.25	2.48
SCRH103R-150	15	100KHZ	86m	2.22	2.24
SCRH103R-180	18	100KHZ	116m	1.90	2.00
SCRH103R-220	22	100KHZ	145m	1.78	1.80
SCRH103R-270	27	100KHZ	175m	1.63	1.62
SCRH103R-330	33	100KHZ	213m	1.45	1.46
SCRH103R-390	39	100KHZ	268m	1.32	1.32
SCRH103R-470	47	100KHZ	298m	1.18	1.30
SCRH103R-560	56	100KHZ	335m	1.10	1.08
SCRH103R-680	68	100KHZ	451m	1.04	1.00
SCRH103R-820	82	100KHZ	513m	0.94	0.98
SCRH103R-101	100	100KHZ	700m	0.84	0.92
SCRH103R-121	120	100KHZ	765m	0.76	0.88
SCRH103R-151	150	100KHZ	876m	0.70	0.73



- (1). Inductance tolerance  $\pm 30\%$  tested at 0.25V, 0ADC and 25°C
- (2). DCR measured at 25°C.
- (3). The DC current at which the inductance decreases by 35% from its initial value.
- (4). The DC current that results in a 40°C temperature rise from 25°C ambient.

[Click here for QUANTITY PER REEL & PACKING INFORMATION](#)

Custom versions available upon request.