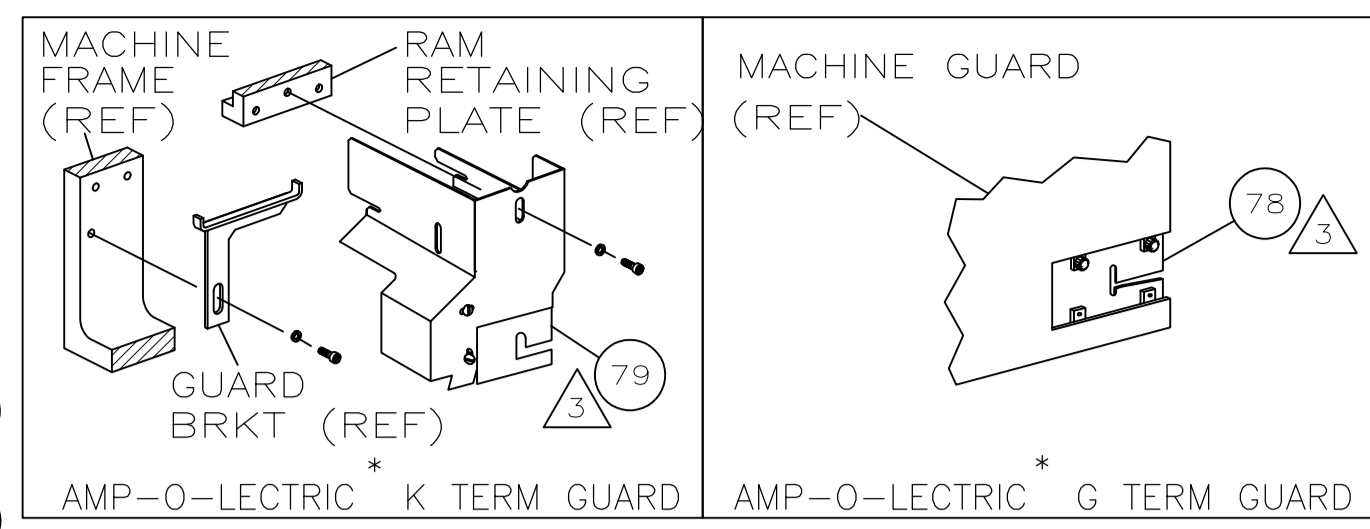


THIS DRAWING IS UNPUBLISHED. RELEASED FOR PUBLICATION. COPYRIGHT BY TYCO ELECTRONICS CORPORATION. ALL RIGHTS RESERVED.

PART NUMBER	REV	FIRST USED
687996-1	L	854400-1
687996-2	L	565435-5
687996-3	L	354500-1
7-687996-7	K	-



TERMINAL NAME: .062 PIN AND RECEPTACLE

PIN	RECEPT
350629	350628

TERM APPL SPEC 114-1013

CRIMPING DATA

PAD LTR	CRIMP HEIGHT	WIRE SIZE
A	.047 ±.002	18
B	.040 ±.002	20
C	.036 ±.002	22
D	.033 ±.002	24

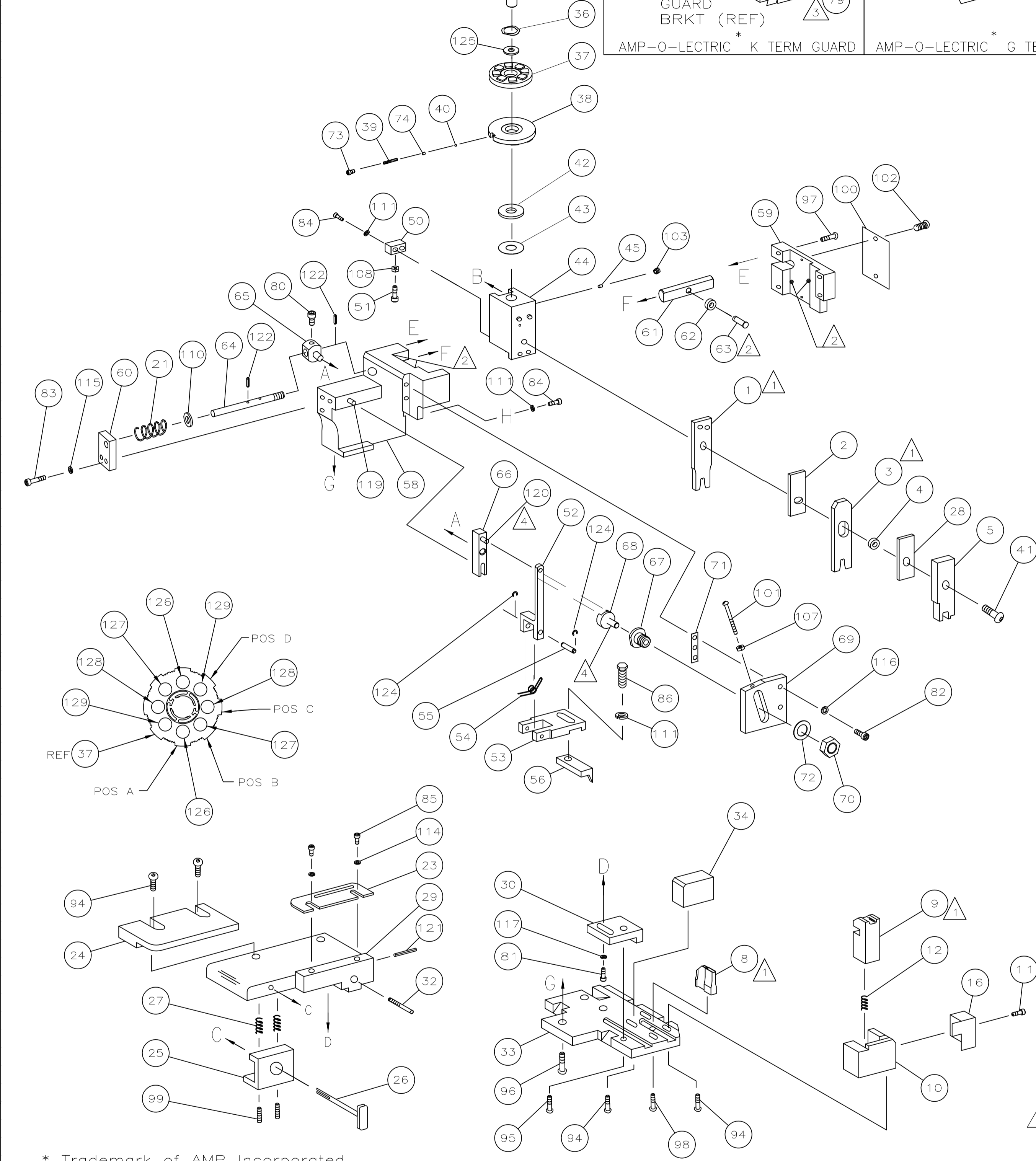
CRIMP	SIZE	TYPE	RANGE
WIRE	.055	F	24-18
INSUL	.110	F	.050-.110
FEED	.380	APPL INST 408-8040	SET UP GAGE LAYOUT 458637-1 641 HD

WIRE STRIP LENGTH .120

LOC A DIST 66

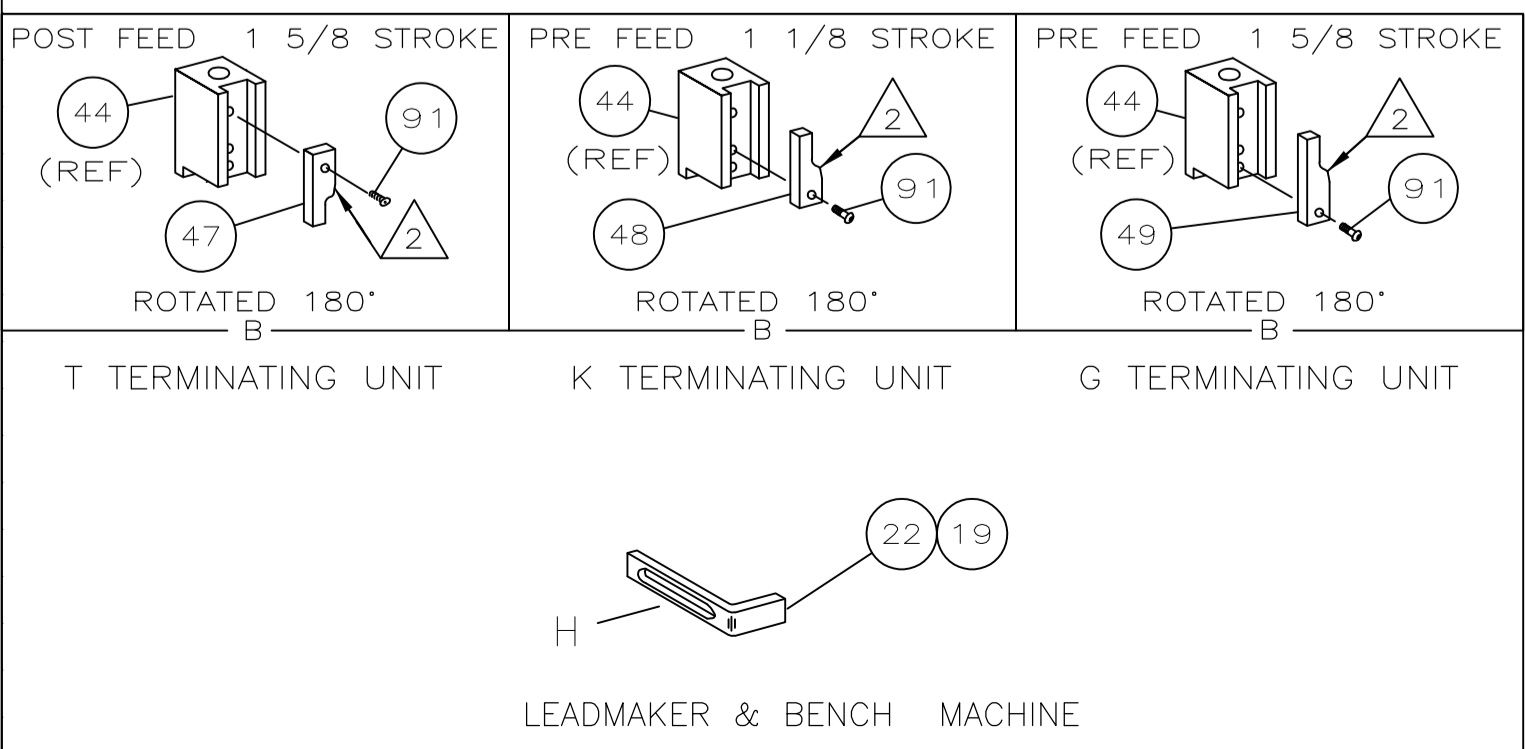
REV	DESCRIPTION	DATE	BY	APPD
L	ECR-07-029268	12-2007	MY	GB

-1	LEADMAKER	MECH POST FEED	-77	SPARE TOOLING KIT
-2	BENCH MODEL K	MECH PRE FEED		
-3	BENCH MODEL G	MECH PRE FEED		



-	2	2	2	-	5-354779-6	PIN, WIRE DISC (.3270)D	129		
-	2	2	2	-	5-354779-0	PIN, WIRE DISC (.3240)C	128		
-	2	2	2	-	4-354779-2	PIN, WIRE DISC (.3200)B	127		
-	2	2	2	-	2-354779-8	PIN, WIRE DISC (.3130)A	126		
-	1	1	1	-	986950-1	WASHER, FLAT PRECISION	125		
-	REF	REF	REF	-	21045-3	RING, RET "C"(Ø.187)FD FING PIN	124		
-	REF	REF	REF	-			123		
-	REF	REF	REF	-	5-21028-1	PIN,SLT SPR(Ø.125x.50)ADJ ROD	122		
-	1	1	1	-	4-21028-0	PIN,SLT SPR(Ø.093x.75)ST GDE PL	121		
-	REF	REF	REF	-	1-21030-1	PIN,DOWEL(Ø.187x.50)LEVER	120		
-	REF	REF	REF	-	1-21030-6	PIN,DOWEL(Ø.187x1.25)HOUSING	119		
-							118		
-	1	1	1	-	21024-5	WASHER, LOCK(#10)ADJ BLOCK	117		
-	REF	REF	REF	-	21024-5	WASHER,LOCK(#10)ADJ PLATE	116		
-	REF	REF	REF	-	21024-5	WASHER,LOCK(#10)FEED GDE ROD	115		
-	2	2	2	-	21024-2	WASHER,LOCK(#4)FRONT STP GUIDE	114		
-							113		
-							112		
-	4	4	4	-	21024-4	WASHER,LOCK(#8)STRIPPER	111		
-	REF	REF	REF	-	21899-4	WASHER,FLAT(Ø5/16)SCREW ADJ	110		
-							109		
-	1	1	1	-	21018-5	NUT,HEX(NO.6)HOLDDOWN	108		
-	REF	REF	REF	-	21018-5	NUT,HEX(6-32)FEED ADJ	107		
-							106		
-							105		
-							104		
-	1	1	1	-	21009-2	SCR,SKT SET(1/4-20x.25 LW)RAM	103		
-	2	2	2	-	21017-2	SCR,DRIVE(#2x.19)ID PLATE	102		
-	REF	REF	REF	-	6-23715-5	SCR,PAN HD(6-32x1.50)FEED ADJ	101		
-	1	1	1	-	461264-1	PLATE, IDENTIFICATION	100		
-	2	2	2	-	5-21006-6	SCR,SET(10-32x.75)DRAG	99		
-	1	1	1	-	22733-8	SCR,BHC(8-32x.38 LW)ANVIL	98		
-	REF	REF	REF	-	2-21002-9	SCR,BHC(10-32x.75)CAP	97		
-	REF	REF	REF	-	2-22733-8	SCR,BHC(1/4-20x.62)HOUSING	96		
-	REF	REF	REF	-	2-21002-7	SCR,BHC(10-32x.50)SG ADJ BLOCK	95		
-	6	6	6	-	2-21002-2	SCR,BHC(8-32x.50)SHEAR	94		
-							93		
-							92		
-	1	1	1	-	1-21002-7	SCR,BHC(6-32x.38)CAM	91		
-							90		
-							89		
-							88		
-							87		
-	1	1	1	-	2-22603-0	SCR,HEX HD(8-32x.31)FEED FINGER	86		
-	2	2	2	-	1-21000-3	SCR,SHC(4-40x.25)F ST GUIDE	85		
-	3	3	3	-	2-21000-7	SCR,SHC(8-32x.50)STRIPPER	84		
-	REF	REF	REF	-	3-21000-7	SCR,SHC(10-32x.75)FEED ROD GD	83		
-	REF	REF	REF	-	3-21000-6	SCR,SHC(10-32x.62)FD ADJ BLK	82		
-	1	1	1	-	3-21000-4	SCR,SHC(10-32x.38)SG ADJ BL	81		
-	REF	REF	REF	-	3-21000-4	SCR,SHC(10-32x.38)PIVOT BLK	80		
-	REF	REF	REF	-	455749-1	GUARD, WINDOW	79		
-	REF	REF	REF	-	679532-1	INSERT, GUARD	78		
-							77		
-							76		
-							75		
-	1	1	1	-	690603-1	SPRING, ASSIST	74		
-	1	1	1	-	23030-1	SCR,SHC(6-32x.25 SL)INS DISC	73		
-	REF	REF	REF	-	458109-1	WASHER, SPECIAL	72		
-	REF	REF	REF	-	690517-1	SPACER	71		
-	-77	-3	-2	-1	U/M	PART NO	DESCRIPTION	ITEM NO	
				QTY REQD PER ASSY				PARTS LIST	

-	REF	REF	REF	-	22594-8	NUT,HEX(1/2-20)	70		
-	REF	REF	REF	-	240628-1	PLATE, ADJUSTMENT	69		
-	REF	REF	REF	-	240626-1	SHAFT, PIVOT	68		
-	REF	REF	REF	-	240633-1	BUSHING	67		
-	REF	REF	REF	-	455680-1	LEVER, INTERMEDIATE	66		
-	REF	REF	REF	-	240629-1	BLOCK, PIVOT	65		
-	REF	REF	REF	-	240632-2	SCREW, ADJ FEED ROD	64		
-	REF	REF	REF	-	240659-3	PIN, CAM ROLLER	63		
-	REF	REF	REF	-	240658-1	ROLLER, CAM	62		
-	REF	REF	REF	-	454398-2	ROD, FEED	61		
-	REF	REF	REF	-	454178-1	GUIDE, FEED ROD	60		
-	REF	REF	REF	-	454220-1	CAP, RAM	59		
-	REF	REF	REF	-	454485-1	HOUSING	58		
-							57		
-	1	1	1	-	458537-2	PAWL, FEED	56		
-	REF	REF	REF	-	240624-1	PIN, FEED FINGER	55		
-	REF	REF	REF	-	691499-1	SPRING, FEED FINGER	54		
-	REF	REF	REF	-	690541-1	HOLDER, FEED FINGER	53		
-	REF	REF	REF	-	455679-1	LEVER, TERMINAL FEED ARM	52		
-	1	1	1	-	811242-2	BUMPER, HOLDDOWN	51		
-	1	1	1	-	690753-1	SPACER, TONKER	50		
-	1	-	-	-	690602-6	CAM, PRE-FEED 1 5/8 ST	49		
-	-	1	-	-	690602-5	CAM, PRE-FEED 1 1/8 ST	48		
-	-	-	1	-	690501-4	CAM, POST-FEED 1 5/8 ST	47		
-	1	1	1	-	459456-1	APPLICATOR, BASIC (SUBASSY)	46		
-	1	1	1	-	690191-1	PLUG, NYLON	45		
-	1	1	1	-	455673-1	RAM	44		
-	1	1	1	-	690125-1	WASHER, LAMINATED	43		
-	1	1	1	-	690124-1	WASHER, RAM	42		
-	1	1	1	-	7-21002-9	BOLT, CRIMPER(5/16x1.00)	41		
-	1	1	1	-	23241-6	BALL, STEEL	40		
-	1	1	1	-	690170-1	SPRING, COMPRESSION	39		
-	1	1	1	-	690142-1	DISC, INSULATION	38		
-	1	1	1	-	354777-1	WIRE DISC, PLASTIC	37		
-	1	1	1	-	22480-5	WASHER, SPRING	36		
-	1	1	1	-	690212-1	POST, RAM	35		
-	1	1	1	-	692776-1	SUPPORT, TERMINAL	34		
-	REF	REF	REF	-	455675-1	PLATE, BASE	33		
-	1	1	1	-	690432-3	SCREW, ADJUSTMENT	32		
-							31		
-	REF	REF	REF	-	455689-1	BLOCK, STRIP GUIDE ADJ	30		
-	1	1	1	-	455671-1	PLATE, STRIP GUIDE	29		
-	1	1	1	-	1-455888-0	SPACER, FRONT SHEAR DEP	28		
-	2	2	2	-	1-22284-0	SPRING, DRAG	27		
-	1	1	1	-	690546-1	LEVER, DRAG RELEASE	26		
-	1	1	1	-	240792-1	DRAG, TERMINAL	25		
-	1	1	1	-	6-690504-3	GUIDE, STRIP (REAR)	24		
-	1	1	1	-	690438-1	GUIDE, STRIP (FRONT)	23		
-	-	-	1	-	690472-1	STRIPPER	22		
-	REF	REF	REF	-	4-22284-9	SPRING, FEED RETURN	21		
-							20		
-	1	1	-	-	691353-1	STRIPPER	19		
-							18		
-							17		
-	1	1	1	-	691667-1	GUARD, CHIP (FRONT)	16		
-							15		
-							14		
-							13		
-	1	1	1	-	3-22280-3	SPRING, SHEAR	12		
-	1	1	1	-	690461-1	STOP, SHEAR	11		
-	1	1	1	-	690459-1	HOLDER, SHEAR (FRONT)	10		
-	1	1	1	-	454276-1	SHEAR, FLOAT (FRONT)	9		
-	1	1	1	-	2-662183-5	ANVIL	8		
-							7		
-							6		
-	1	1	1	-	455889-9	DEPRESSOR, SHEAR (FRONT)	5		
-	1	1	1	-	1-238011-7	SPACER, BLOCK CRIMPER	4		
-	1	1	1	-	2-456134-9	CRIMPER, INSULATION	3		
-	1	1	1	-	455888-3	SPACER, CRIMPER	2		
-	1	1	1	-	2-456402-4	CRIMPER, WIRE	1		
-	-77	-3	-2	-1	U/M	PART NO	DESCRIPTION	ITEM NO	
				QTY REQD PER ASSY				PARTS LIST	



- 1 RECOMMENDED SPARE PARTS.
- 2 GREASE LIGHTLY.
- 3 GUARD MUST BE IN PLACE WHEN OPERATING APPLICATOR IN AMP-O-LECTRIC MACHINE.
- 4 LUBRICATE DAILY USING NO. 20 MACHINE OIL.
- 5. ITEMS WITH QTY OF REF SPECIFIED (EXCEPT ITEMS 78 AND 79) ARE USED ON ITEM 46.
- 6 MAX INSULATION CRIMP HEIGHT .090.

THIS DRAWING IS A CONTROLLED DOCUMENT.

DIMENSIONS: INCHES	TOLERANCES UNLESS OTHERWISE SPECIFIED:	0 PLC ± .005	1 PLC ± .005	2 PLC ± .005	3 PLC ± .005	4 PLC ± .005	ANGLES ± .005
MATERIAL	FINISH	WEIGHT	SIZE	CAGE CODE	DRAWING NO	RESTRICTED TO	

APPROVED: E. KOOTIE 12/6/93

NAME: SIDE FEED HDM APPLICATOR

SCALE: 1 OF 1