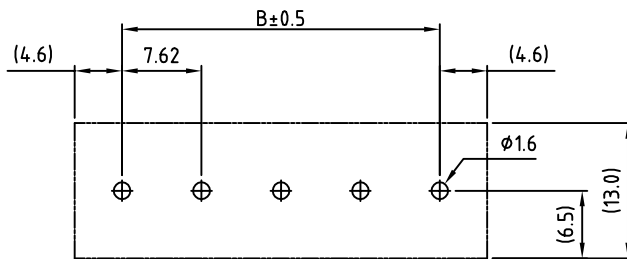
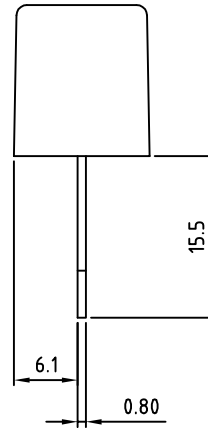
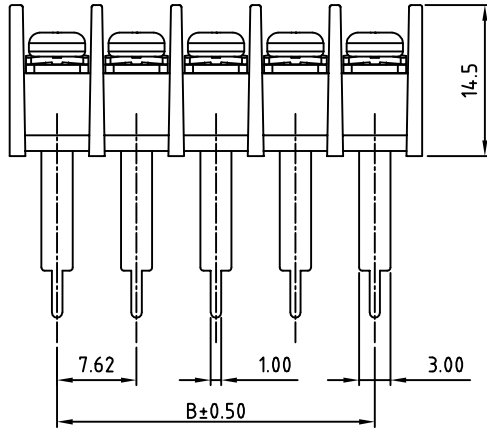
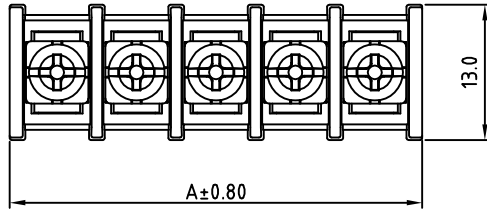


SIGN	DATE	DESCRIPTION	APPROVER

THIS IS CAD DRAWING, DO NOT REVISE MANUALLY!!!



P.C.B LAYOUT

**SPECIFICATIONS:**  
 RATED VOLTAGE & CURRENT: 250 V, 15 A  
 WITHSTANDING VOLTAGE: AC 2000 V/Min  
 INSULATION RESISTANCE: 1000 MΩ OR MORE AT DC 500 V  
 OPERATING TEMPERATURE RANGE: -40 °C ~ +105 °C  
 SCREW TORQUE VALUE: 5.3 Lb-in.  
 WIRE RANGE: 22 - 16 AWG  
 1) MOLDED PARTS: POLYIMIDE 66, UL 94 V-0 BLACK  
 2) TERMINAL: BRASS, 0.8t, Tin PLATED  
 3) TERMINAL SCREWS: STEEL, Ni PLATED, M3  
 APPROVAL: (PENDING)  
 RoHS Compliant

PART NUMBER:

OSTYK316XX030

NO. OF POLES

- 02: 2 POLES
- 03: 3 POLES
- 04: 4 POLES
- ⋮
- 30: 30 POLES

THESE DRAWINGS AND SPECIFICATIONS ARE THE PROPERTY OF ON-SHORE TECHNOLOGY, INC. AND SHALL NOT BE REPRODUCED, COPIED OR USED IN ANY MANNER WITHOUT THE PRIOR WRITTEN CONSENT OF ON-SHORE TECHNOLOGY, INC.

POLE	1	2	3	4	5	6	7	8	9	10	11	12	13	14	15
A		16.74	24.36	31.98	39.60	47.22	54.84	62.46	70.08	77.70	85.32	92.94	100.56	108.18	115.80
B		7.62	15.24	22.86	30.48	38.10	45.72	53.34	60.96	68.58	76.20	83.82	91.44	99.06	106.68
POLE	16	17	18	19	20	21	22	23	24	25	26	27	28	29	30
A	123.42	131.04	138.66	146.28	153.90	161.52	169.14	176.76	184.38	192.00	199.62	207.24	214.86	222.48	230.10
B	114.30	121.92	129.54	137.16	144.78	152.40	160.02	167.64	175.26	182.88	190.50	198.12	205.74	213.36	220.98



TITLE	OSTYK-316 W/O Flange Series				
PART NO.	OSTYK316XX030	DWG NO.	OSTYK316XX030.DWG		
APPROVED	CHECKED	DESIGNED	DRAWN	CUST NO.	Tolerance
		Tony 2006.03.15	Tony 2006.03.15		X. ±0.50 X.X ±0.30 X.XX ±0.10 X° ±1°
				UNIT: mm SCALE: NONE SHEET: 01/01	REV.: B