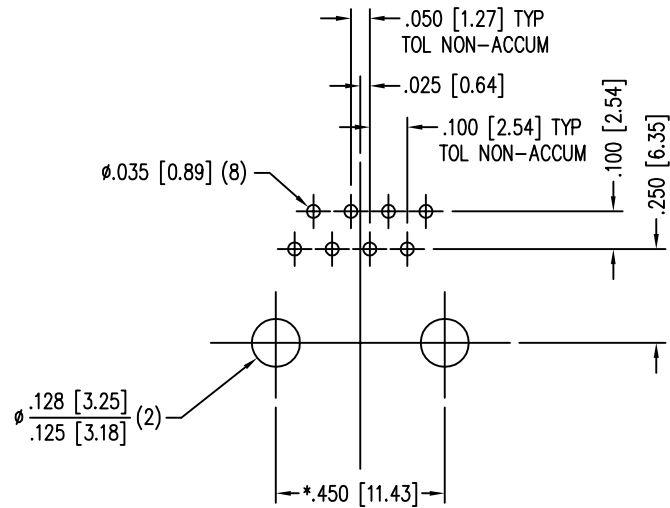
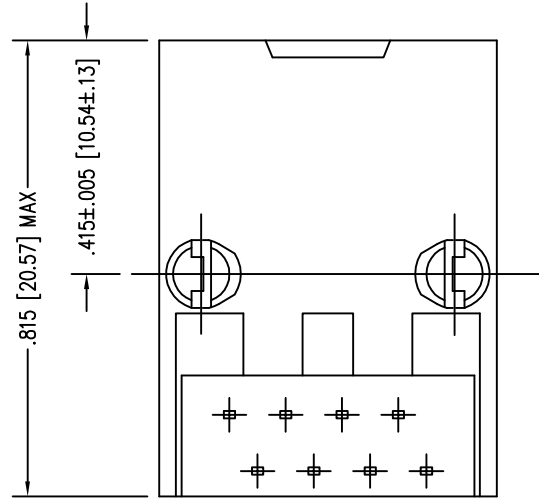
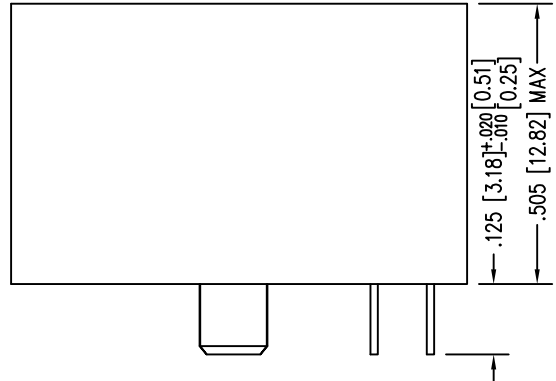
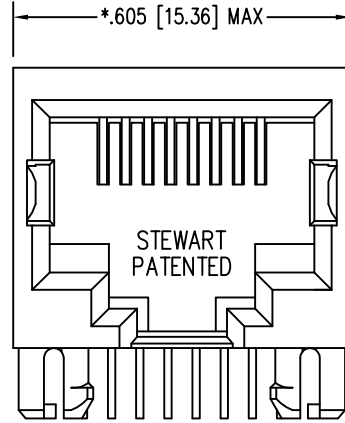


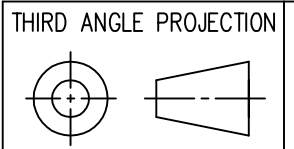
DATE	REV	ECN	APP'D. BY
6-1-12	D1	9489	SMN
1-13-15	D2	10186	TRM
1-23-15	D3	10234	TRM



P.C.B. RECOMMENDED HOLE LAYOUT
 SEEN FROM COMPONENT SIDE
 TOLERANCE ±.003 [0.08] UNLESS OTHERWISE SPECIFIED

- NOTES:
- CONNECTOR MATERIALS:
 HOUSING: THERMOPLASTIC UL94 V-0
 CONTACTS: COPPER ALLOY
 CONTACT PLATING: SELECTIVE GOLD IN CONTACT AREA
 SEE CHART FOR PART NUMBER
 - FOR PRODUCT SPECIFICATIONS SEE PR022-01.
 - DIMENSIONS AND TOLERANCES COMPLY WITH FCC/CFR 47, PART 68.

50 MICRO-INCHES [1.27um]	SS-6488-NF-50
30 MICRO-INCHES [0.76um]	SS-6488-NF
CONTACT PLATING IN MATING AREA	PART NUMBER



11118 Susquehanna Trail South
 Glen Rock, PA 17327-9199
 (717) 235-7512
<http://www.stewartconnector.com>

DO NOT SCALE DRAWING
 DRAWING IS SUBJECT TO
 CHANGE WITHOUT NOTICE

TITLE: EIGHT CONTACT, EIGHT POSITION, JACK
 NON-FLANGE

DIMENSIONS: INCHES [METRIC]

UNLESS OTHERWISE SPECIFIED
 TOLERANCES ARE ±.005 [0.13]
 ANGLES ARE ± 1°

THIS DRAWING AND THE SUBJECT MATTER SHOWN THEREON ARE
 CONFIDENTIAL AND THE PROPRIETARY PROPERTY OF STEWART CONNECTOR
 AND SHALL NOT BE REPRODUCED, COPIED, OR USED IN ANY MANNER WITHOUT
 PRIOR WRITTEN CONSENT OF STEWART CONNECTOR. THIS PRODUCT
 MAY BE PROTECTED BY ONE OR MORE OF THE FOLLOWING US PATENTS:
 5791942 6217391 6368159 6419526 6602097 687722
 6964587 7048590 7086909 7568950 7686650
 OTHER PATENTS MAY BE PENDING.

DRN BY: KRL DATE 1/24/06
 APPD BY: JM DATE 1-25-06

SHEET NO. 1 OF 1

DWG NO. CT640041 REV. D3



B

B

A

A

REV. 6/3/05