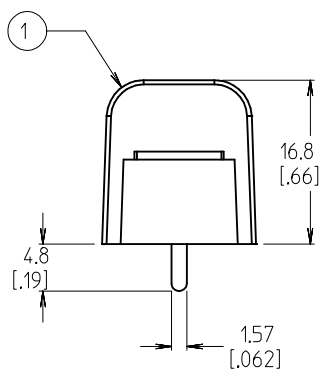


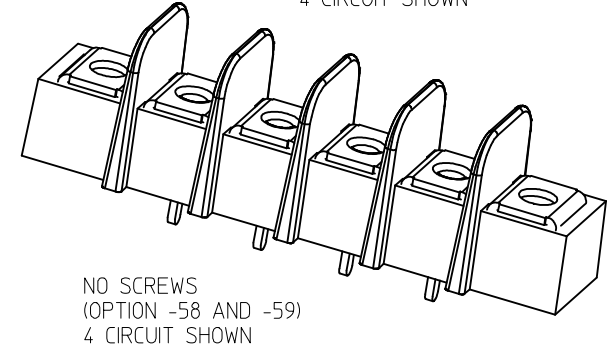
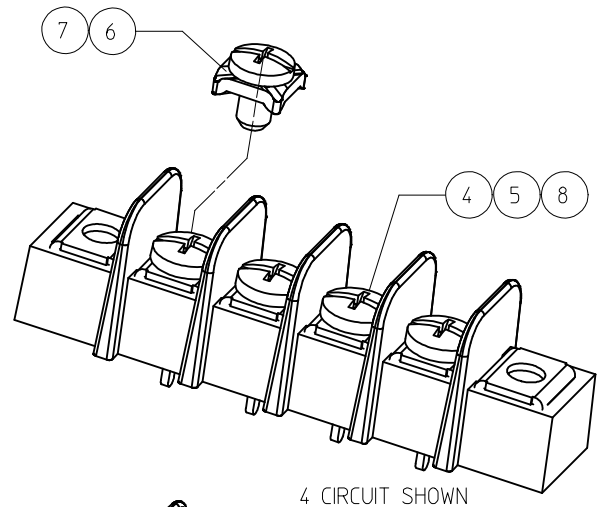


WIRE READY SPEC. (OPTION -47)  
(FOR OPTIONAL SCREW -50  
AND STANDARD SCREW.)



NOTES:

1. MATERIAL: SEE TABLE
2. FINISHES: SEE TABLE
3. INCH DIMENSIONS ARE IN BRACKETS [XXX].
4. REFER TO SD-38120-001 FOR IMPRINTING OPTIONS 10A AND 11A.
5. REFER TO SD-38120-007 FOR IMPRINTING OPTION 12A.
6. \*XX\* REFERS TO THE QUANTITY OF CIRCUITS.
7. ALL COMPONENTS ARE ROHS COMPLIANT.



10	XX	#6-32 WRDY W/WASH SCR (-47,-50)	STEEL	ZN, CLEAR CHROMATE
9	XX	#6-32 PH/SLOT WRDY SCR (OPT -47)	STEEL	ZN, CLEAR CHROMATE
8	XX	#6-32 BHD, PH-SL SCREW (OPT -56)	STAINLESS STEEL	PASSIVATE
7	XX	#6-32 PH/SL W/WASH SCR (-49,-50)	BRASS	NICKEL
6	XX	#6-32 PH/SL W/WASH SCR (OPT -50)	STEEL	ZN, CLEAR CHROMATE
5	XX	#6-32 PH/SLOTTED SCREW (OPT -49)	BRASS	NICKEL
4	XX	#6-32 PH/SLOTTED SCREW (STD)	STEEL	ZN, CLEAR CHROMATE
3	2	MOUNTING PLATE	BRASS	NICKEL
2	XX	TERMINAL	BRASS	BRT.TIN/CU
1	1	INSULATOR, SINGLE ROW	PBT	BLACK
ITEM	QTY.	DESCRIPTION	MATERIAL	FINISH

ADD 387291663 SEE SHT 2  
EC NO: IFC2015-0783  
DRAWN BY: DRWHRSTONE 2014/10/27  
CHKD BY: RUPERT 10/29/2014  
APPR: BWOODMAN 2014/11/02

QUALITY SYMBOLS  
▽=0  
▽=0

GENERAL TOLERANCES (UNLESS SPECIFIED)

	mm	INCH
4 PLACES	± ---	± ---
3 PLACES	± ---	± .005
2 PLACES	± 0.13	± .01
1 PLACE	± 0.3	± ---
ANGULAR ± 2 °		

DRAFT WHERE APPLICABLE  
MUST REMAIN  
WITHIN DIMENSIONS

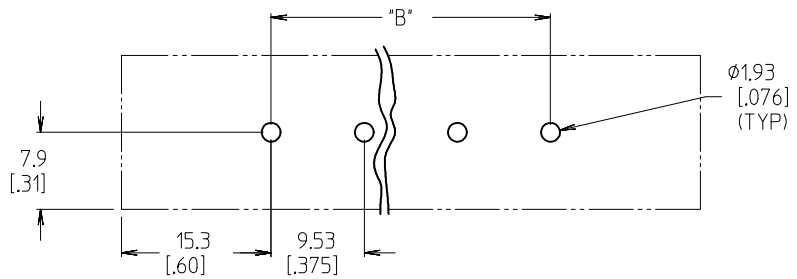
DRAWN BY		DATE	
W. HOWARD		2003/10/16	
CHECKED BY		DATE	
R. KEMP		2003/10/16	
APPROVED BY		DATE	
P. WALTZ		2003/10/16	
MATERIAL NO.			

DIMENSION STYLE	SCALE	DESIGN UNITS	THIRD ANGLE PROJECTION
MM/IN	2:1	INCH	☉ □
TITLE 9.53MM [.375"] SR BTS, PC ASSY			
MOLEX INCORPORATED			SHEET NO.
DOCUMENT NO. SD-38720-001			1 OF 2

SEE SHT. 2  
THIS DRAWING CONTAINS INFORMATION THAT IS PROPRIETARY TO MOLEX INCORPORATED AND SHOULD NOT BE USED WITHOUT WRITTEN PERMISSION

	10	9	8	7	6	5	4	3	2	1	
	NUMBER OF CIRCUITS *XX*	MATERIAL NO. (OPT 12A)	MATERIAL NO. (OPT 11A)	MATERIAL NO. (OPT 10A)	MATERIAL NO. (OPT -59)	MATERIAL NO. (OPT -58)	MATERIAL NO. (OPT -56)	MATERIAL NO. (OPT -50)	MATERIAL NO. (OPT -49,-50)	MATERIAL NO. (OPT -49)	MATERIAL NO. (OPT -47,-50) (STD)
	01						38729-0659				38720-6201
	02			38729-1039		38729-0750	38729-0791	38720-7402	38729-1381	38720-6802	38720-6202
	03	38729-0872	38729-0025	38729-0014			38729-0117	38720-7403		38720-6803	38720-8603
	04			38729-0940	38729-0945		38729-0839	38720-7404	38729-1159	38720-6804	38720-6204
	05	38729-0256		38729-0346			38729-1253	38720-7405	38729-1382	38720-6805	38720-6205
	06				38729-0400	38729-0386	38729-0980	38720-7406	38729-1383	38720-6806	38720-6206
	07			38729-0423	38729-0407	38729-0435	38729-0440	38720-7407		38720-6807	38720-6207
	08	38729-0497				38729-0508	38729-0532	38720-7408		38720-6808	38720-6208
	09			38729-0548		38729-0560		38720-7409		38720-6809	38720-6209
	10			38729-1011	38729-0598	38729-0598	38729-1663 (D)	38720-7410		38720-6810	38720-6210
	11						38729-1252	38720-7411			38720-6211
	12			38729-0720			38729-0735	38720-7412		38720-6812	38720-6212
	13					38729-0809		38720-7413			38720-6213
	14					38729-0004		38720-7414		38720-6814	38720-6214
	15										38720-6215
	16										38720-6216
	17										38720-6217
	18										38720-6218
	19										38720-6219
	20										38720-6220
	21										38720-6221
	22										38720-6222
	23										38720-6223
	24										38720-6224
	25										38720-6225
	26										38720-6226

NUMBER OF CIRCUITS *XX*	DIM. *A*		DIM. *B*		DIM. *C*		DIM. *D*	
01	30.7	[1.21]	-	-	19.1	[.75]	11.6	[.46]
02	40.1	[1.58]	9.53	[.375]	28.6	[1.13]	21.1	[.83]
03	49.7	[1.96]	19.05	[.750]	38.1	[1.50]	30.6	[1.21]
04	59.2	[2.33]	28.58	[1.125]	47.6	[1.88]	40.1	[1.58]
05	68.7	[2.71]	38.10	[1.500]	57.2	[2.25]	49.7	[1.96]
06	78.2	[3.08]	47.63	[1.875]	66.7	[2.63]	59.2	[2.33]
07	87.8	[3.46]	57.15	[2.250]	76.2	[3.00]	68.7	[2.71]
08	97.3	[3.83]	66.68	[2.625]	85.7	[3.38]	78.2	[3.08]
09	106.8	[4.21]	76.20	[3.000]	95.3	[3.75]	87.8	[3.46]
10	116.3	[4.58]	85.73	[3.375]	104.8	[4.13]	97.3	[3.83]
11	125.9	[4.96]	95.25	[3.750]	114.3	[4.50]	106.8	[4.21]
12	135.4	[5.33]	104.78	[4.125]	123.8	[4.88]	116.3	[4.58]
13	144.9	[5.71]	114.30	[4.500]	133.4	[5.25]	125.9	[4.96]
14	154.4	[6.08]	123.83	[4.875]	142.9	[5.63]	135.4	[5.33]
15	164.0	[6.46]	133.35	[5.250]	152.4	[6.00]	144.9	[5.71]
16	173.5	[6.83]	142.88	[5.625]	161.9	[6.38]	154.4	[6.08]
17	183.0	[7.21]	152.40	[6.000]	171.5	[6.75]	164.0	[6.46]
18	192.5	[7.58]	161.93	[6.375]	181.0	[7.13]	173.5	[7.21]
19	202.1	[7.96]	171.45	[6.750]	190.5	[7.50]	183.0	[7.58]
20	211.6	[8.33]	180.98	[7.125]	200.0	[7.88]	192.5	[7.96]
21	221.1	[8.71]	190.50	[7.500]	209.6	[8.25]	202.1	[8.33]
22	230.6	[9.08]	200.03	[7.875]	219.1	[8.63]	211.6	[8.71]
23	240.2	[9.46]	209.55	[8.250]	228.6	[9.00]	221.1	[9.08]
24	249.7	[9.83]	219.08	[8.625]	238.1	[9.38]	230.6	[9.46]
25	259.2	[10.21]	228.60	[9.000]	247.7	[9.75]	240.2	[9.83]
26	268.7	[10.58]	238.13	[9.375]	257.2	[10.13]	249.7	[10.58]



PTH PATTERN

<b>ADD 387291663 (10P)</b> EC NO: IFC2015-0703 D/DRWH/STONE 2014/10/27 CHKDB RUPERT 10/29/2014 APPR: BWOODMAN 2014/11/02 REV DESCRIPTION	QUALITY SYMBOLS	GENERAL TOLERANCES (UNLESS SPECIFIED)	DIMENSION STYLE	SCALE	DESIGN UNITS	THIRD ANGLE PROJECTION
	$\nabla=0$ $\nabla=0$	mm INCH 4 PLACES ± --- ± --- 3 PLACES ± --- ± .005 2 PLACES ± 0.13 ± .01 1 PLACE ± 0.3 ± --- ANGULAR ± 2 °	MM/IN	2:1	INCH	
		DRAFT WHERE APPLICABLE MUST REMAIN WITHIN DIMENSIONS	DRAWN BY DATE	TITLE		
			W. HOWARD 2003/10/16	9.53MM [.375"] SR BTS, PC ASSY		
		CHECKED BY DATE	MATERIAL NO.			
		R. KEMP 2003/10/16	38729-1663			
		APPROVED BY DATE	DOCUMENT NO.			
		P. WALTZ 2003/10/16	SD-38720-001			
			SHEET NO.			
			2 OF 2			
			THIS DRAWING CONTAINS INFORMATION THAT IS PROPRIETARY TO MOLEX INCORPORATED AND SHOULD NOT BE USED WITHOUT WRITTEN PERMISSION			