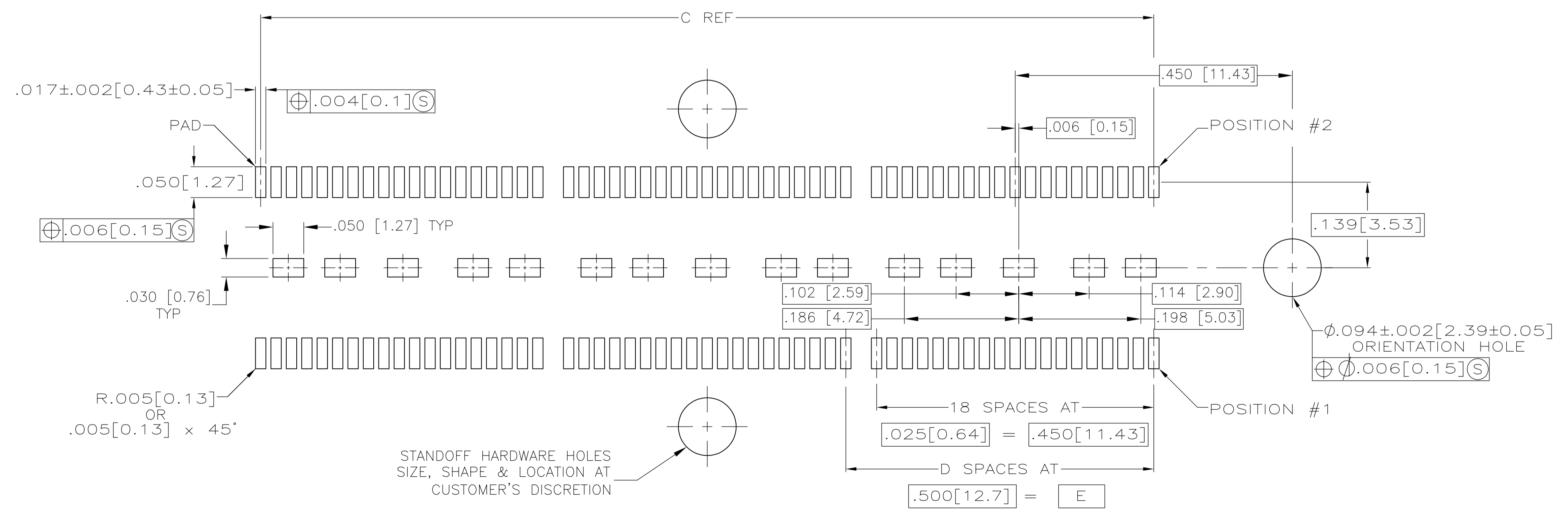
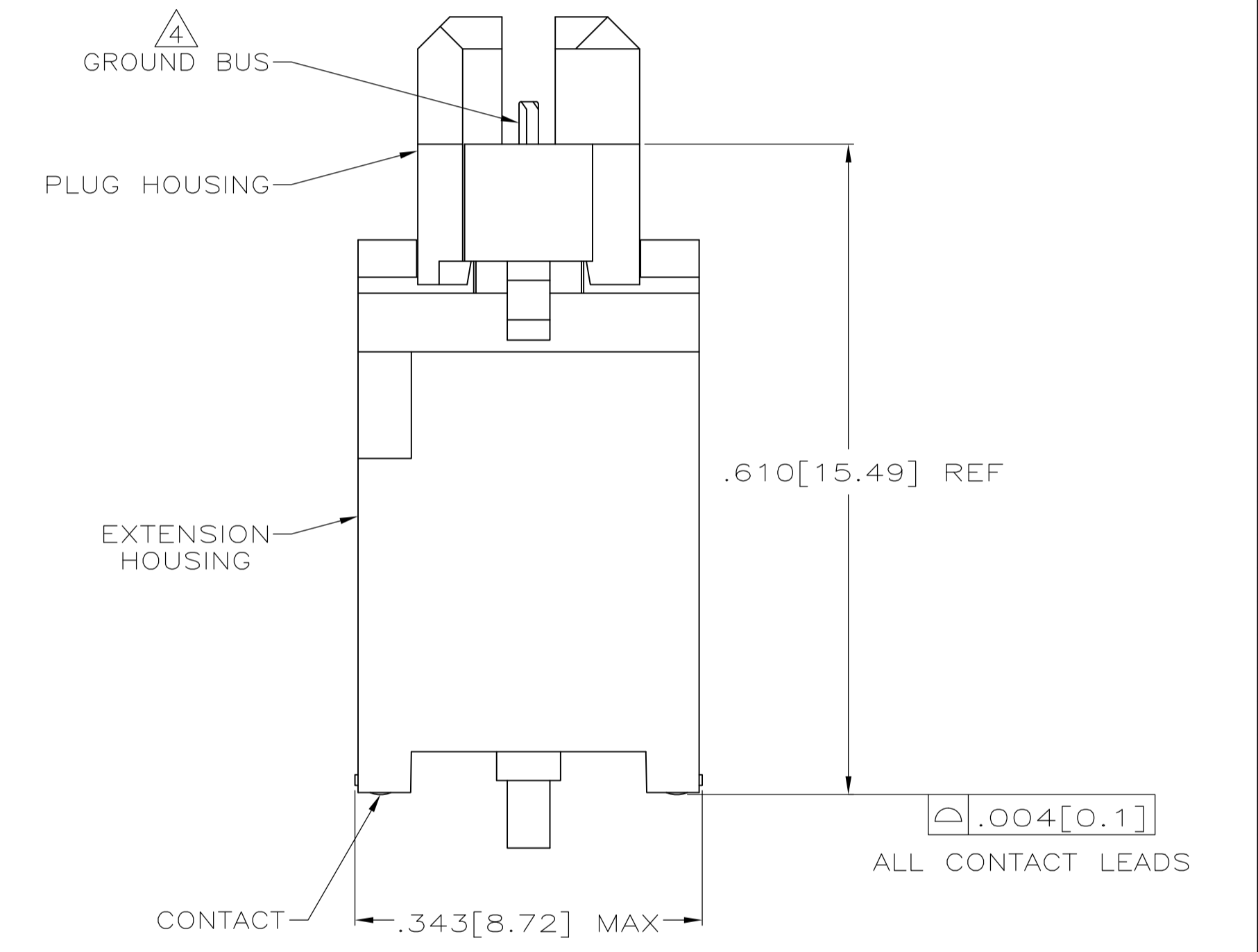
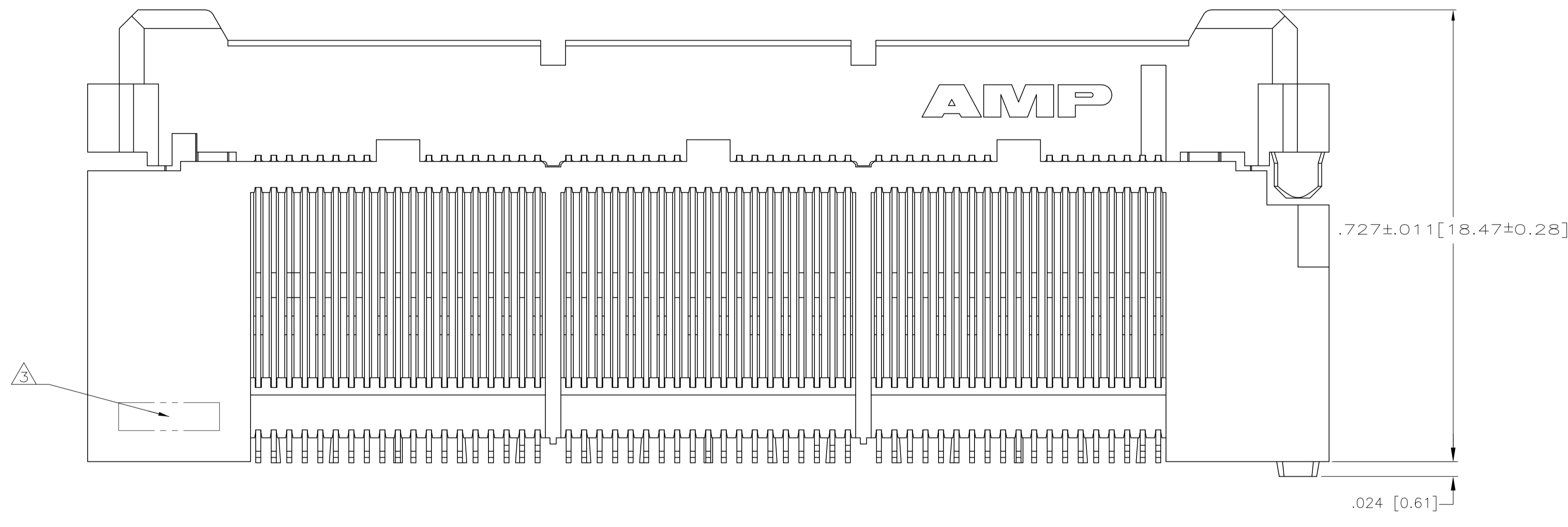


- 1 HOUSINGS: LIQUID CRYSTAL POLYMER, COLOR BLACK.
CONTACTS: HIGH RELIABILITY COPPER ALLOY.
GROUND BUSES: BRASS, UNS C26000.
- 2 CONTACTS & GROUND BUSES: .000030 [0.00076] MIN GOLD PER ASTM 6488 ON CONTACT AREA, .000150-.000250 [0.00381-0.00635] MATTE TIN PER ASTM 8545 ON LEADS ALL OVER .000070-.000175 [0.00177-0.00445] MATTE NICKEL PER SAE AMS-QQ-N-290.
- 3 DATE CODE MARKED IN AREA INDICATED ON SAME SIDE AS POSITION #1.
- 4 ONE GROUND BUS WITH 5 TAILS PER EACH MODULE.
- 5 THIS ASSEMBLY HAS A VACUM PICK-UP COVER PLACED ON CENTER OF HOUSING AND IS PACKAGED IN EXTRUDED TUBES.



5	.500 [12.7]	1	.950 [24.13]	1.398 [35.51]	1.500 [38.1]	76	1-2007211-6
	3.000 [76.2]	6	3.450 [87.63]	3.898 [99.00]	4.000 [101.6]	266	2007211-7
5	2.500 [63.5]	5	2.950 [74.93]	3.398 [86.31]	3.500 [88.9]	228	2007211-6
	2.000 [50.8]	4	2.450 [62.23]	2.898 [73.61]	3.000 [76.2]	190	2007211-5
	1.500 [38.1]	3	1.950 [49.53]	2.398 [60.91]	2.500 [63.5]	152	2007211-4
	1.000 [25.4]	2	1.450 [36.83]	1.898 [48.21]	2.000 [50.8]	114	2007211-3
5	.500 [12.7]	1	.950 [24.13]	1.398 [35.51]	1.500 [38.1]	76	2007211-2
	.000 [0]	0	.450 [11.43]	.898 [22.81]	1.000 [25.4]	38	2007211-1
	E	D	C	B	A	NO OF POS	PART NUMBER

STANDOFF HARDWARE HOLES SIZE, SHAPE & LOCATION AT CUSTOMER'S DISCRETION

RECOMMENDED PC BOARD LAYOUT (VIEWED FROM CONNECTOR SIDE)

THIS DRAWING IS A CONTROLLED DOCUMENT.

DIMENSIONS: INCHES	TOLERANCES UNLESS OTHERWISE SPECIFIED:	DIN B. CARDO 19JUN2007	APPROV D. DIXON 19JUN2007	NAME
0 PLC ± -	1 PLC ± -	2 PLC ± -	3 PLC ± .005(0.13)	4 PLC ± -
ANGLES ± -				
MATERIAL	FINISH	WEIGHT	SIZE	CAGE CODE
1	2	A1	00779	2007211
CUSTOMER DRAWING		SCALE 8:1	SHEET 1 OF 1	REV A2

STE TE Connectivity
PLUG ASSEMBLY, .738 [18.75] VERTICAL, .025 [0.64] CENTER LINE, MICTOR