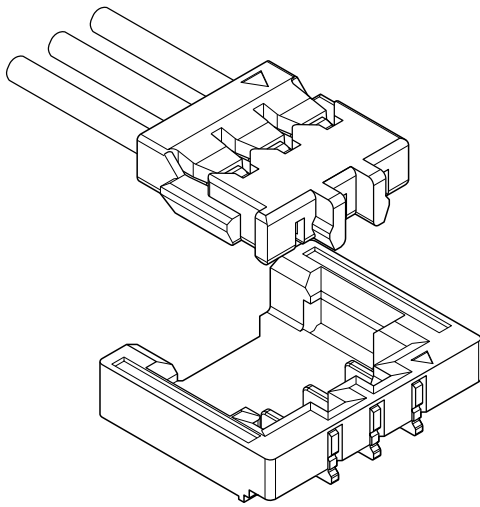


ACHF CONNECTOR



1.2mm pitch/Disconnectable Crimp style connectors



This ACHF connector is compact and low profile type, height 1.43mm and width 4.95mm, 1.2mm pitch wire-to-board connector.

- High-strength
- Top entry but side feed type
- Connector for power supply
(Power supply circuit: 2.5 A, Signal circuit: 1.0 A)

Specifications

- Current rating: 2.5 A AC, DC (AWG #28)
(Signal circuit of 4 and 6 circuits is 1.0 A.)

Circuit No. No. of circuits	Current unit: A					
	1	2	3	4	5	6
3	2.5	2.5	2.5			
4	2.5	1.0	1.0	2.5		
6	2.5	2.5	1.0	1.0	2.5	2.5

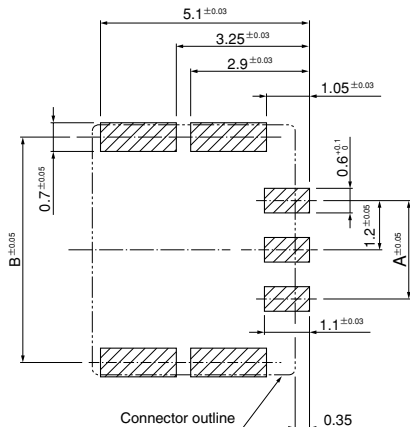
- Voltage rating: 50 VAC, DC
- Temperature range: -25°C to +85°C
(including temperature rise in applying electrical current)
- Contact resistance: Initial value/ 10 mΩ max.
After environmental tests/ 20 mΩ max.
- Insulation resistance: 100 Ω min.
- Withstanding voltage: 500 VAC/minute
- Applicable wire: Conductor size/ AWG #30 to #28
Insulation O.D./ 0.5 to 0.63 mm

- * Refer to "General Instruction and Notice when using Terminals and Connectors" at the end of this catalog.
- * Contact JST for details.
- * Compliant with RoHS.

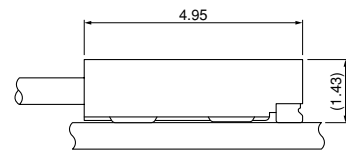
Standards

Recognized E60389

PC board layout and Assembly layout



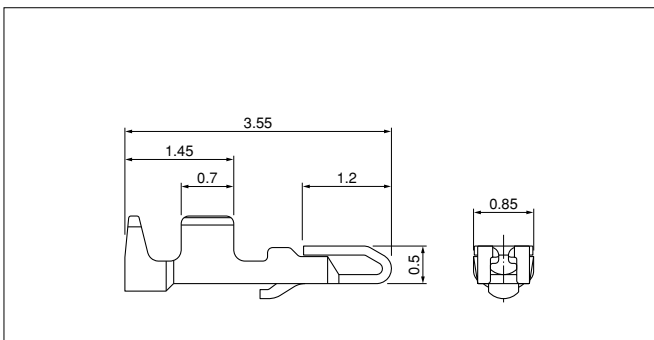
Circuits	Dimensions (mm)	
	A	B
3	2.4	5.5
4	3.6	6.7
6	6.0	9.1



Note: 1. The above figure is the figure viewed from the connector mounting side.

2. Tolerances are non-cumulative: ±0.05 mm for all centers. The dimensions above should serve as a guideline. Contact JST for details.

Contact



Model No.	Applicable wire		Insulation O.D. (mm)	Q'ty/reel
	mm ²	AWG#		
SACHF-003GAC-P0.2	0.05~0.08	30~28	0.5~0.63	40,000

Material and Finish

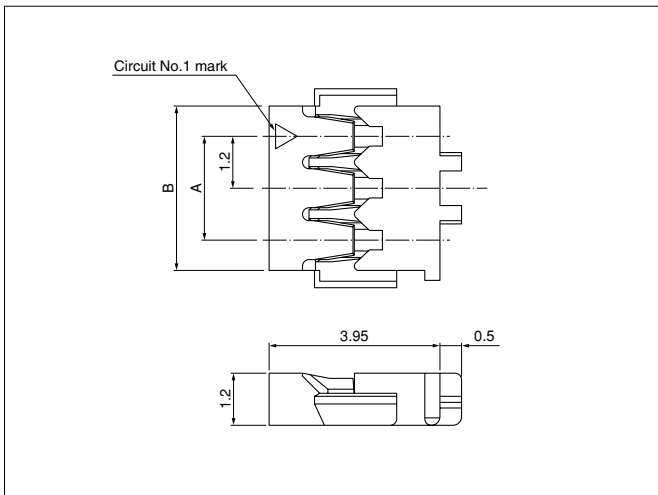
Copper alloy, nickel-undercoated, gold-plated

RoHS compliance

Contact	Crimping machine	Applicator		
		Crimp applicator	Dies	Crimp applicator with dies
SACHF-003GAC-P0.2	AP-K2N	MKS-L-10-4	MK/SACHF-003-02	APLMK SACHF003-02
		—	—	—

ACHF CONNECTOR

Housing



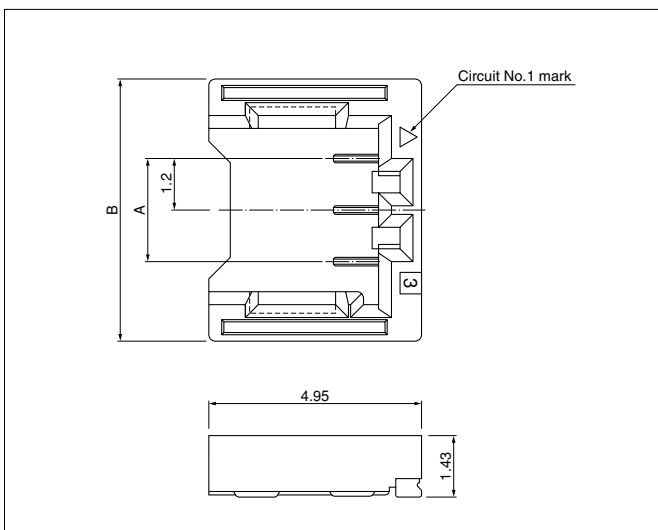
Circuits	Model No.	Dimensions (mm)		Q'ty/ bag
		A	B	
3	ACHFR-03V-H	2.4	3.8	1,000
4	ACHFR-04V-H	3.6	5.0	1,000
6	ACHFR-06V-H	6.0	7.4	1,000

Material

PBT, UL94V-HB, gray

RoHS compliance

Shrouded header



Circuits	Model No.	Dimensions (mm)		Q'ty/ reel
		A	B	
3	BM03B-ACHFKS-GACN-ETF	2.4	6.1	6,000
4	BM04B-ACHFKS-GACN-ETF	3.6	7.3	6,000
6	BM06B-ACHFKS-GACN-ETF	6.0	9.7	6,000

Material and Finish

Contact: Copper alloy, nickel-undercoated, gold-plated (nickel-stripe)

Housing: Heat resisting resin, UL94V-0, black

Reinforcement: Copper alloy, copper-undercoated, tin-plated (reflow treatment)

RoHS compliance This product displays (LF)(SN) on a label.

Note: The products listed above are supplied on embossed-tape.