


CONDUCTIVE POLYMER ALUMINUM SOLID ELECTROLYTIC CAPACITORS

LV series Radial Lead Type, High Voltage / Long Life



NEW

- Low ESR, High ripple current.
- Long life of 3000 hours at 105°C.
- Radial lead type:
Lead free flow soldering condition correspondence.
- Compliant to the RoHS directive (2002/95/EC).



Specifications

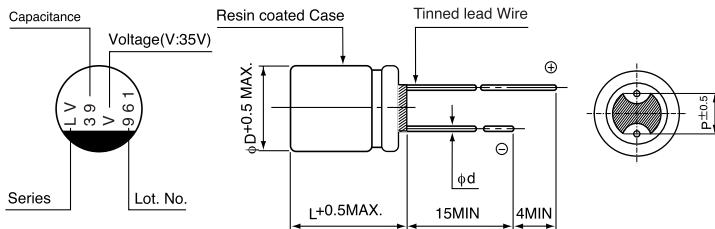
Item	Performance Characteristics		
Category Temperature Range	-55 to +105°C		
Rated Voltage Range	16 to 50V		
Rated Capacitance Range	18 to 220μF		
Capacitance Tolerance	±20% at 120Hz, 20°C		
Tangent of loss angle (tan δ)	Less than or equal to the specified value at 120Hz, 20°C		
ESR (※1)	Less than or equal to the specified value at 100kHz, 20°C		
Leakage Current (※2)	Less than or equal to the specified value. After 2 minutes' application of rated voltage at 20°C		
Temperature Characteristics (Max. Impedance Ratio)	Z+105°C / Z+20°C ≤ 1.25 (100kHz) Z-55°C / Z+20°C ≤ 1.25		
Endurance	The specifications listed at right shall be met when the capacitors are restored to 20°C after the rated voltage is applied for 3000 hours at 105°C.	Capacitance Change	Within ± 20% of the initial capacitance value (※3)
		tan δ	150% or less than the initial specified value
		ESR (※1)	150% or less than the initial specified value
		Leakage current (※2)	Less than or equal to the initial specified value
Damp Heat (Steady State)	The specifications listed at right shall be met when the capacitors are restored to 20°C after the rated voltage is applied for 1500 hours at 60°C, 90% RH.	Capacitance Change	Within ± 20% of the initial capacitance value (※3)
		tan δ	150% or less than the initial specified value
		ESR (※1)	150% or less than the initial specified value
		Leakage current (※2)	Less than or equal to the initial specified value
Resistance to Soldering Heat	After soldering the capacitor under the soldering conditions prescribed here as preheat at 150 to 200°C for 60 to 180 seconds and peak temperature at 265°C for 10 seconds or less, the capacitor shall meet the specifications listed at right, provided that its temperature profile is measured at both of terminal ends facing the soldering side.	Capacitance Change	Within ± 10% of the initial capacitance value (※3)
		tan δ	130% or less than the initial specified value
		ESR (※1)	130% or less than the initial specified value
		Leakage current (※2)	Less than or equal to the initial specified value
Marking	Navy blue print on the case top		

(※1) ESR should be measured at both of the terminal ends closest to the capacitor body.

(※2) Conditioning: If any doubt arises, measure the leakage current after the voltage treatment of applying DC rated voltage continuously to the capacitor for 120 minutes at 105°C.

(※3) Initial value: The value before test of examination of resistance to soldering.

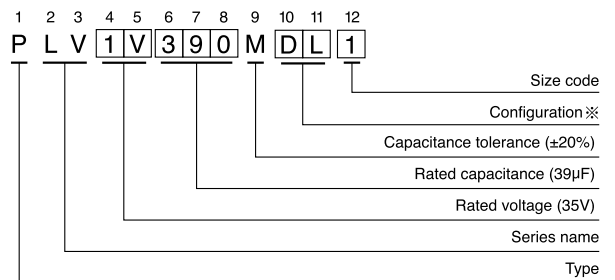
Dimensions



Size	φ8 × 9L	φ8 × 12L	φ10 × 13L
φD	8.0	8.0	10.0
L	8.5	11.5	12.5
P	3.5	3.5	5.0
φd	0.6	0.6	0.6

Voltage	16	20	25	35	50
V					
Code	C	D	E	V	H

Type numbering system (Example : 35V 39μF)



φ D × L	Code
8 × 9	CL
8 × 12	DL
10 × 13	DL

CONDUCTIVE POLYMER ALUMINUM SOLID ELECTROLYTIC CAPACITORS

LV series

Standard ratings

Rated Voltage (V) (code)	Surge Voltage (V)	Rated Capacitance (μ F)	Case Size ϕ D \times L (mm)	$\tan \delta$	Leakage Current (μ A)	ESR (m Ω) (at 100kHz 20 $^{\circ}$ C)	Rated Ripple (mA _{rms})	Part Number
16 (1C)	18.4	82	8 \times 9	0.12	262	35	1800	PLV1C820MCL1
		120	8 \times 12	0.12	384	26	2400	PLV1C121MDL1
		220	10 \times 13	0.12	704	23	2900	PLV1C221MDL1
20 (1D)	23.0	68	8 \times 9	0.12	272	37	1700	PLV1D680MCL1
		100	8 \times 12	0.12	400	28	2300	PLV1D101MDL1
		180	10 \times 13	0.12	720	25	2800	PLV1D181MDL1
25 (1E)	28.7	56	8 \times 9	0.12	280	38	1700	PLV1E560MCL1
		82	8 \times 12	0.12	410	28	2300	PLV1E820MDL1
		120	10 \times 13	0.12	600	25	2800	PLV1E121MDL1
35 (1V)	40.2	27	8 \times 9	0.12	189	42	1600	PLV1V270MCL1
		39	8 \times 12	0.12	273	31	2100	PLV1V390MDL1
		68	10 \times 13	0.12	476	28	2700	PLV1V680MDL1
50 (1H)	57.5	18	8 \times 9	0.12	180	48	1500	PLV1H180MCL1
		27	8 \times 12	0.12	270	36	2000	PLV1H270MDL1
		47	10 \times 13	0.12	470	31	2500	PLV1H470MDL1

 Rated ripple current (mA_{rms}) at 105 $^{\circ}$ C 100kHz

Design, Specifications are subject to change without notice.