

Printed-circuit board connector - MVSTBR 2,5/16-ST GY - 1874866

Please be informed that the data shown in this PDF Document is generated from our Online Catalog. Please find the complete data in the user's documentation. Our General Terms of Use for Downloads are valid (<http://phoenixcontact.com/download>)

Plug component, Nominal current: 12 A, Number of positions: 16, Pitch: 5 mm, Connection method: Screw connection, Color: Gray, Contact surface: Tin

Key commercial data

| | |
|--------------------------------------|-----------|
| Packing unit | 1 pc |
| Weight per Piece (excluding packing) | 34.56 GRM |
| Custom tariff number | 85366990 |
| Country of origin | Germany |

Technical data

Dimensions

| | |
|-------------|-------|
| Pitch | 5 mm |
| Dimension a | 75 mm |

General

| | |
|----------------------------------|---------------------|
| Range of articles | MVSTBR 2,5/..-ST |
| Rated voltage (III/3) | 250 V |
| Connection in acc. with standard | EN-VDE |
| Nominal current I_N | 12 A |
| Nominal cross section | 2.5 mm ² |
| Number of positions | 16 |

Connection data

| | |
|--|----------------------|
| Conductor cross section solid min. | 0.2 mm ² |
| Conductor cross section solid max. | 2.5 mm ² |
| Conductor cross section stranded min. | 0.2 mm ² |
| Conductor cross section stranded max. | 2.5 mm ² |
| Conductor cross section stranded, with ferrule without plastic sleeve min. | 0.25 mm ² |
| Conductor cross section stranded, with ferrule without plastic sleeve max. | 2.5 mm ² |
| Conductor cross section stranded, with ferrule with plastic sleeve min. | 0.25 mm ² |
| Conductor cross section stranded, with ferrule with plastic sleeve max. | 2.5 mm ² |
| Conductor cross section AWG/kcmil min. | 24 |
| Conductor cross section AWG/kcmil max | 12 |
| 2 conductors with same cross section, solid min. | 0.2 mm ² |
| 2 conductors with same cross section, solid max. | 1 mm ² |

Printed-circuit board connector - MVSTBR 2,5/16-ST GY - 1874866

Technical data

Connection data

| | |
|---|----------------------|
| 2 conductors with same cross section, stranded min. | 0.2 mm ² |
| 2 conductors with same cross section, stranded max. | 1.5 mm ² |
| 2 conductors with same cross section, stranded, ferrules without plastic sleeve, min. | 0.25 mm ² |
| 2 conductors with same cross section, stranded, ferrules without plastic sleeve, max. | 1 mm ² |
| 2 conductors with same cross section, stranded, TWIN ferrules with plastic sleeve, min. | 0.5 mm ² |
| 2 conductors with same cross section, stranded, TWIN ferrules with plastic sleeve, max. | 1.5 mm ² |
| Minimum AWG according to UL/CUL | 30 |
| Maximum AWG according to UL/CUL | 12 |

Classifications

eCl@ss

| | |
|------------|----------|
| eCl@ss 4.0 | 272607xx |
| eCl@ss 4.1 | 27260701 |
| eCl@ss 5.0 | 27260701 |
| eCl@ss 5.1 | 27141190 |
| eCl@ss 6.0 | 27260704 |
| eCl@ss 7.0 | 27440402 |

ETIM

| | |
|----------|----------|
| ETIM 3.0 | EC001121 |
| ETIM 4.0 | EC002638 |
| ETIM 5.0 | EC002638 |

UNSPSC

| | |
|---------------|----------|
| UNSPSC 6.01 | 30211810 |
| UNSPSC 7.0901 | 39121409 |
| UNSPSC 11 | 39121409 |
| UNSPSC 12.01 | 39121409 |
| UNSPSC 13.2 | 39121409 |

Approvals

Approvals

Printed-circuit board connector - MVSTBR 2,5/16-ST GY - 1874866

Approvals


Approvals


CSA / VDE report with production monitoring / IEC EE CB Scheme / UL Recognized / cUL Recognized / GOST / cULus Recognized

Ex Approvals


Approvals submitted

Approval details

| | | |
|---|-------|-------|
| CSA  | | |
| | B | D |
| mm ² /AWG/kcmil | 28-12 | 28-12 |
| Nominal current I _N | 10 A | 10 A |
| Nominal voltage U _N | 300 V | 300 V |

| | |
|---|---------|
| VDE report with production monitoring  | |
| | |
| mm ² /AWG/kcmil | 0.2-2.5 |
| Nominal current I _N | 12 A |
| Nominal voltage U _N | 250 V |


| | |
|--------------------------------|---------|
| IECEE CB Scheme | |
| | |
| mm ² /AWG/kcmil | 0.2-2.5 |
| Nominal current I _N | 12 A |
| Nominal voltage U _N | 250 V |

| | | |
|---|-------|-------|
| UL Recognized  | | |
| | B | D |
| mm ² /AWG/kcmil | 30-12 | 30-12 |

Printed-circuit board connector - MVSTBR 2,5/16-ST GY - 1874866

Approvals

| | B | D |
|--------------------|-------|-------|
| Nominal current IN | 10 A | 10 A |
| Nominal voltage UN | 250 V | 300 V |

cUL Recognized 

| | B | D |
|----------------------------|-------|-------|
| mm ² /AWG/kcmil | 30-12 | 30-12 |
| Nominal current IN | 10 A | 10 A |
| Nominal voltage UN | 250 V | 300 V |

GOST 

cULus Recognized 