


UPBV 4/ 5

Order No.: 3045842

The illustration shows the 6-position version

<http://eshop.phoenixcontact.de/phoenix/treeViewClick.do?UID=3045842>

Connectors, Type of connection: Screw connection, Screw connection, Number of positions: 5, Cross section: 0.14 mm² - 6 mm², AWG 26 - 10, Width: 31 mm, Height: 47 mm, Color: gray

Commercial data	
GTIN (EAN)	 4 046356 083355
sales group	A871
Pack	50 pcs.
Customs tariff	85366990
Catalog page information	Page 29 (NTK-2010)

Product notes

WEEE/RoHS-compliant since:
01/01/2006



<http://www.download.phoenixcontact.com>
Please note that the data given here has been taken from the online catalog. For comprehensive information and data, please refer to the user documentation. The General Terms and Conditions of Use apply to Internet downloads.

Technical data	
Dimensions	
Width	31 mm
Length	21 mm
Height	47 mm

Technical data

Maximum load current	32 A (with 6 mm ² conductor cross section)
Rated surge voltage	8 kV
Pollution degree	3
Surge voltage category	III
Insulating material group	I
Connection in acc. with standard	IEC 61984
Nominal current I _N	32 A
Nominal voltage U _N	800 V
Number of positions	5

Connection data

Conductor cross section solid min.	0.14 mm ²
Conductor cross section solid max.	6 mm ²
Conductor cross section stranded min.	0.14 mm ²
Conductor cross section stranded max.	6 mm ²
Conductor cross section AWG/kcmil min.	26
Conductor cross section AWG/kcmil max	10
Conductor cross section stranded, with ferrule without plastic sleeve min.	0.14 mm ²
Conductor cross section stranded, with ferrule without plastic sleeve max.	4 mm ²
Conductor cross section stranded, with ferrule with plastic sleeve min.	0.14 mm ²
Conductor cross section stranded, with ferrule with plastic sleeve max.	4 mm ²
2 conductors with same cross section, solid min.	0.14 mm ²
2 conductors with same cross section, solid max.	1.5 mm ²
2 conductors with same cross section, stranded min.	0.14 mm ²
2 conductors with same cross section, stranded max.	1.5 mm ²
2 conductors with same cross section, stranded, TWIN ferrules with plastic sleeve, min.	0.5 mm ²
2 conductors with same cross section, stranded, TWIN ferrules with plastic sleeve, max.	1 mm ²
2 conductors with same cross section, stranded, ferrules without plastic sleeve, min.	0.14 mm ²
2 conductors with same cross section, stranded, ferrules without plastic sleeve, max.	1.5 mm ²

Type of connection	Screw connection
Stripping length	9 mm
Internal cylindrical gage	A4
Screw thread	M3
Tightening torque, min	0.6 Nm
Tightening torque max	0.8 Nm

Certificates / Approvals



Certification

CUL, UL

Accessories

Item	Designation	Description
Assembly		
3040591	PSH 3- 6	Test plugs, Color: black
3040601	PSH 5-10	Test plugs, Color: black
3045567	UPR/ 2	Latching, Number of positions: 2, Color: orange
3045570	UPRZ	Latching, Number of positions: 2, Color: orange
3045554	UPZ/ 2	Strain relief, Number of positions: 2, Color: black

Bridges

3030336	FBS 2-6	Plug-in bridge, Number of positions: 2, Color: red
3030242	FBS 3-6	Plug-in bridge, Number of positions: 3, Color: red
3030255	FBS 4-6	Plug-in bridge, Number of positions: 4, Color: red
3030349	FBS 5-6	Plug-in bridge, Number of positions: 5, Color: red
3030271	FBS 10-6	Plug-in bridge, Number of positions: 10, Color: red

Covers

3060432	DF-UPBV 2,5/ 4	Cover flange, Length: 45.7 mm, Width: 4.5 mm, Height: 32 mm, Color: gray
---------	----------------	--

Plug/Adapter

0201689	MPS-IH BU	Insulating sleeve, Color: blue
---------	-----------	--------------------------------

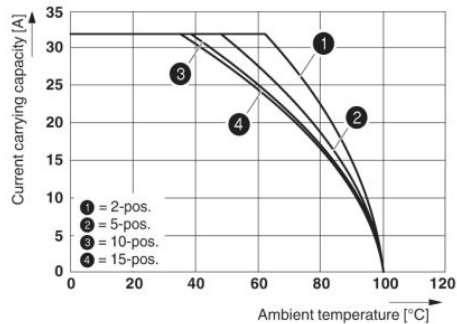
0201676	MPS-IH RD	Insulating sleeve, Color: red
0201663	MPS-IH WH	Insulating sleeve, Color: white
0201744	MPS-MT	Test plugs
3030925	PAI-4	Test adapter, Color: gray
3030996	PS-6	Test adapter, Color: red

Tools

1205053	SZS 0,6X3,5	Actuation tool, for ST terminal blocks, insulated, also suitable for use as a bladed screwdriver, size: 0.6 x 3.5 x 100 mm, 2-component grip, with non-slip grip
---------	-------------	--

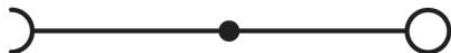
Diagrams/Drawings

Diagram



The figure shows the derating curve of the UT 4/1P... terminal block in connection with the UPVB 4 connector

Circuit diagram



Address

PHOENIX CONTACT Deutschland GmbH
Flachmarktstr. 8
32825 Blomberg, Germany
Phone +49 5235 3 12000
Fax +49 5235 3 41200
<http://www.phoenixcontact.de>



© 2011 Phoenix Contact
Technical modifications reserved;