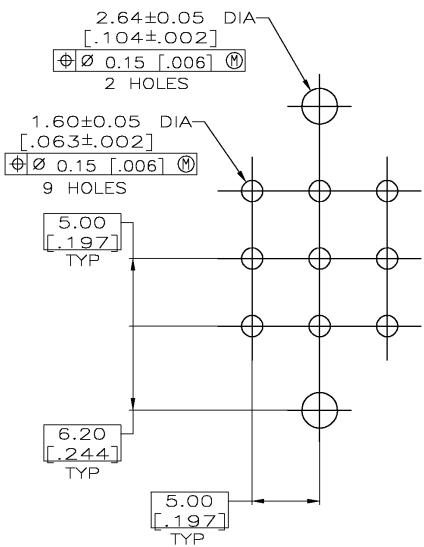
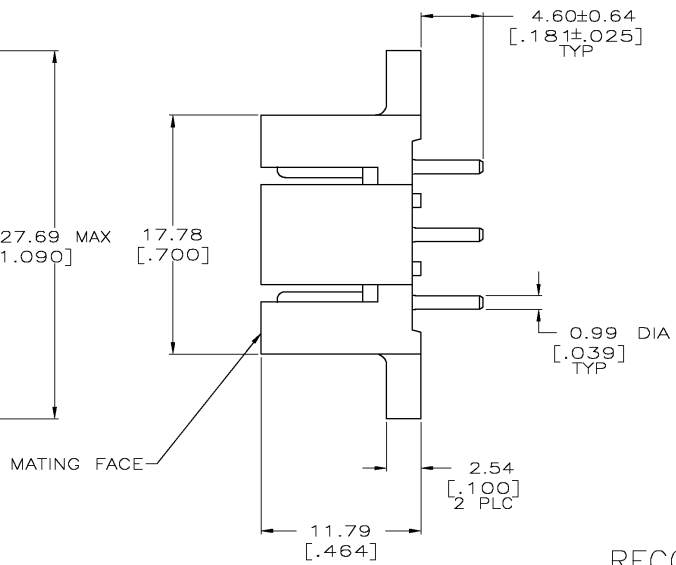
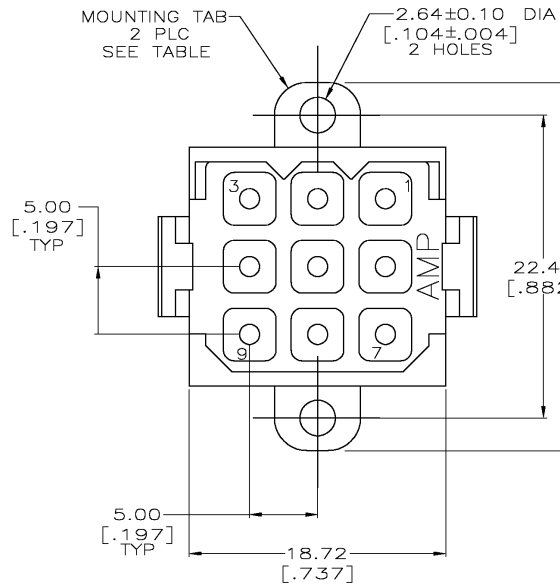
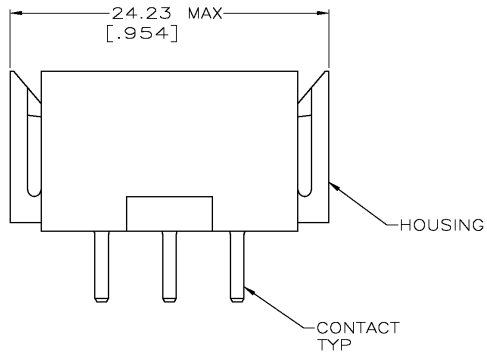


LOC	DIST	REVISIONS			
P	U/R	DESCRIPTION	DATE	DNW	APVD
FT	13	K	OG3B-0397-03	12MAY03	TK GS



RECOMMENDED PC BOARD LAYOUT



- ▲ NYLON, UL 94V-0 RATED, RED.
- ▲ BRASS PER ASTM B36.
- ▲ 3.81µm [0.000150] MIN TIN OVER 2.54µm [0.000100] MIN COPPER.
- ▲ 0.76µm [0.000030] MIN GOLD FOR A LENGTH OF 5.08 [0.200] FROM MATING END, 3.81µm [0.000150] MIN TIN FOR A LENGTH OF 4.83 [0.190] MIN FROM OPPOSITE END, BOTH OVER 1.27µm [0.000050] MIN NICKEL.
- ▲ 3.81µm [0.000150] MIN LEAD FREE TIN OVER 2.54 µm [0.000100] MIN COPPER.
- ▲ 3.81µm [0.000150] MIN LEAD FREE TIN OVER 2.54 µm [0.000100] MIN COPPER.
- ▲ 0.76µm [0.000030] MIN GOLD FOR A LENGTH OF 5.08 [0.200] FROM MATING END, 3.81µm [0.000150] MIN LEAD FREE TIN FOR A LENGTH OF 4.83 [0.190] MIN FROM OPPOSITE END, BOTH OVER 1.27µm [0.000050] MIN NICKEL.

CONTACT FINISH	MOUNTING TABS	PART NO
5	6	207441-9
5	6	207441-8
5	6	207441-7
4	6	207441-4
4	6	207441-3
3	6	207441-2
3	6	207441-1

THIS DRAWING IS A CONTROLLED DOCUMENT.

DNW	L SIPE	03/10/92	 Tyco Electronics Corporation Harrisburg, Pa
DR	R STONE	3-17-92	
APVD	A TRAVIS	3-17-92	PIN HEADER ASSEMBLY, 9 POSITION, METRIMATE
PRODUCT SPEC			
APPLICATION SPEC			
SIZE			CODE
DRAWING NO			RESTRICTED TO
WEIGHT			
MATERIAL			
FINISH			
CONTACT: SEE TABLE			
CUSTOMER DRAWING			

SCALE 4:1 SHEET 1 OF 1 REV K