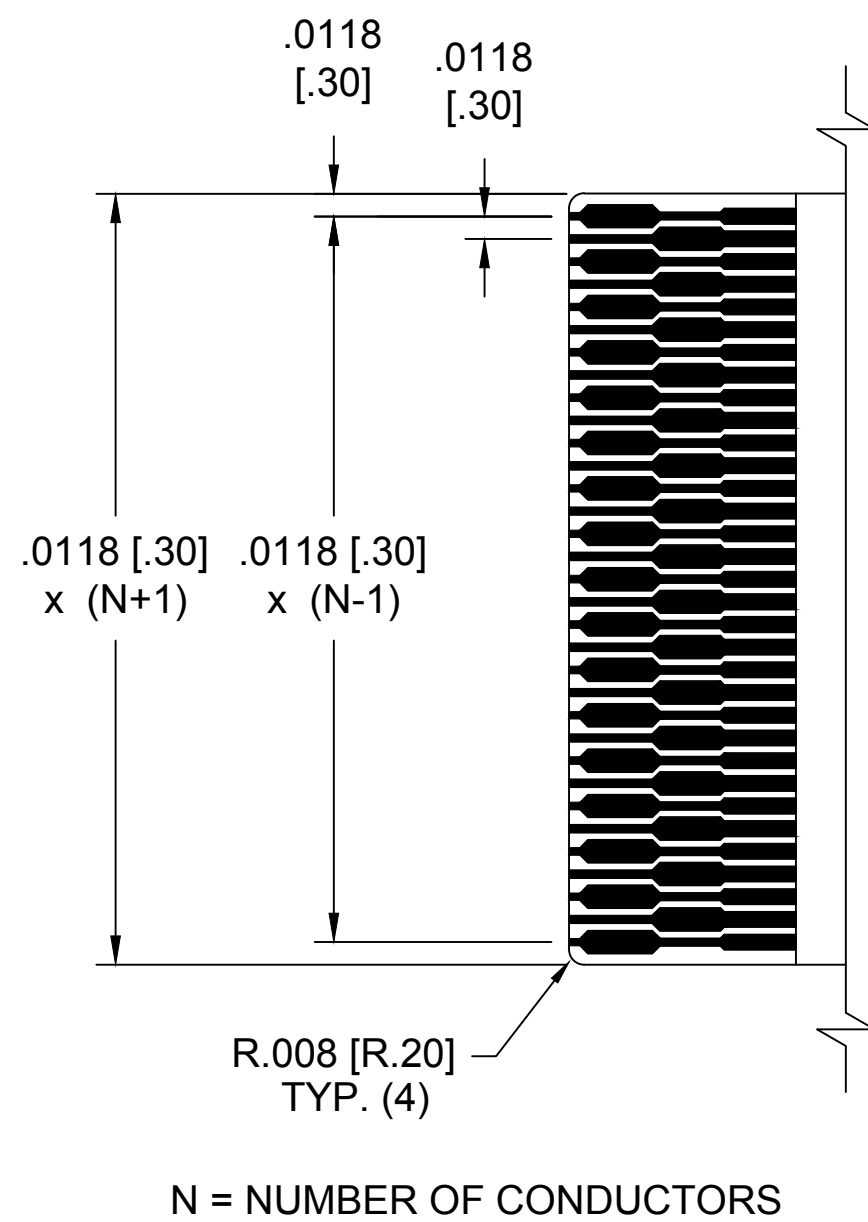
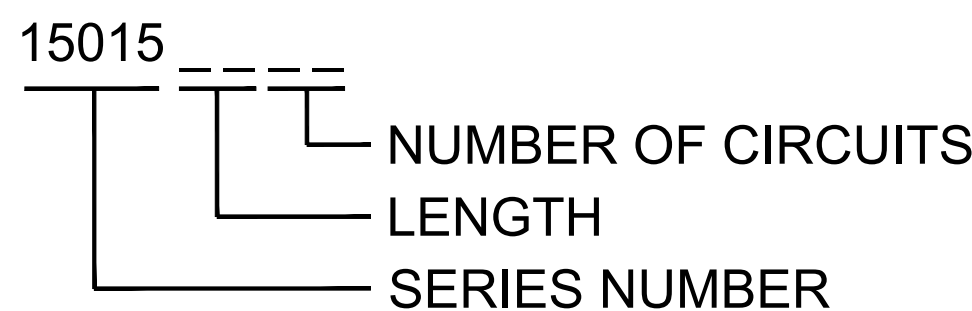
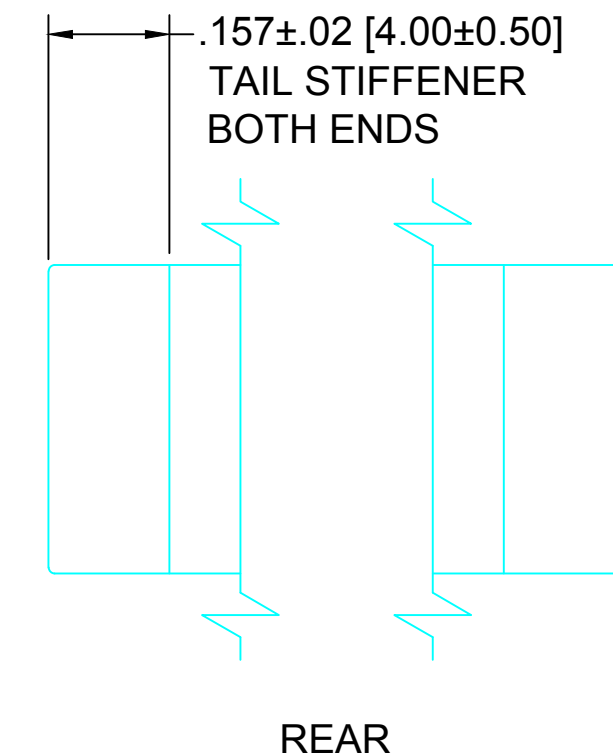
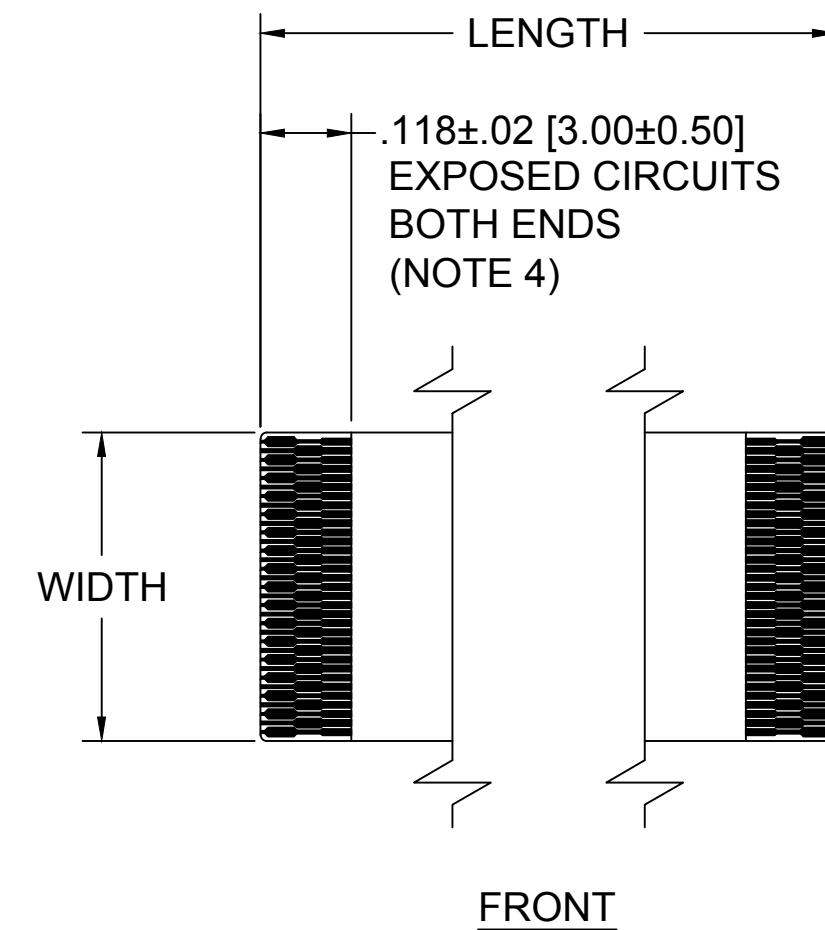


	13	12	11	10	9	8	7	6	5	4	3	2	1
	PART NO.	CIRCUITS	LENGTH ±.01 [.25]	WIDTH ±.004 [.10]									
J	150150223	23	2.00 [50.8]	.283 [7.2]									
	150150423	23	4.00 [101.6]	.283 [7.2]									
	150150623	23	6.00 [152.4]	.283 [7.2]									
	150150823	23	8.00 [203.2]	.283 [7.2]									
	150151023	23	10.00 [254.0]	.283 [7.2]									
I	150150225	25	2.00 [50.8]	.307 [7.8]									
	150150425	25	4.00 [101.6]	.307 [7.8]									
	150150625	25	6.00 [152.4]	.307 [7.8]									
	150150825	25	8.00 [203.2]	.307 [7.8]									
	150151025	25	10.00 [254.0]	.307 [7.8]									
	150150227	27	2.00 [50.8]	.331 [8.4]									
H	150150427	27	4.00 [101.6]	.331 [8.4]									
	150150627	27	6.00 [152.4]	.331 [8.4]									
	150150827	27	8.00 [203.2]	.331 [8.4]									
	150151027	27	10.00 [254.0]	.331 [8.4]									
	150150229	29	2.00 [50.8]	.354 [9.0]									
G	150150429	29	4.00 [101.6]	.354 [9.0]									
	150150629	29	6.00 [152.4]	.354 [9.0]									
	150150829	29	8.00 [203.2]	.354 [9.0]									
	150151029	29	10.00 [254.0]	.354 [9.0]									
	150150233	33	2.00 [50.8]	.403 [10.2]									
F	150150433	33	4.00 [101.6]	.403 [10.2]									
	150150633	33	6.00 [152.4]	.403 [10.2]									
	150150833	33	8.00 [203.2]	.403 [10.2]									
	150151033	33	10.00 [254.0]	.403 [10.2]									
	150150239	39	2.00 [50.8]	.472 [12.0]									
E	150150439	39	4.00 [101.6]	.472 [12.0]									
	150150639	39	6.00 [152.4]	.472 [12.0]									
	150150839	39	8.00 [203.2]	.472 [12.0]									
	150151039	39	10.00 [254.0]	.472 [12.0]									
	150150245	45	2.00 [50.8]	.543 [13.8]									
D	150150445	45	4.00 [101.6]	.543 [13.8]									
	150150645	45	6.00 [152.4]	.543 [13.8]									
	150150845	45	8.00 [203.2]	.543 [13.8]									
	150151045	45	10.00 [254.0]	.543 [13.8]									
	150150251	51	2.00 [50.8]	.614 [15.6]									
C	150150451	51	4.00 [101.6]	.614 [15.6]									
	150150651	51	6.00 [152.4]	.614 [15.6]									
	150150851	51	8.00 [203.2]	.614 [15.6]									
	150151051	51	10.00 [254.0]	.614 [15.6]									

- NOTES:**
- SUBSTRATE AND COVERLAY MATERIAL IS .001 [25μM] POLYIMIDE.
 - CONDUCTOR IS 1/2 OZ (.0007) [18μM] COPPER.
 - PLATING IS 2 MICRO INCHES MINIMUM OF HARD GOLD OVER 100 MICRO INCHES MINIMUM OF NICKEL.
 - TAIL ENDS ARE .008 [.20] THICK.
 - JUMPER CABLES ARE SUITABLE FOR USE WITH MOLEX 502598 SERIES CONNECTOR.



JUMPER END DETAIL
33 CIRCUIT SHOWN



UPDATED NOTE 5 EC NO.: USW2013-0117 DRWN: MFI 2013/01/23 B	QUALITY SYMBOL	GENERAL TOLERANCES (UNLESS SPECIFIED)		DIMENSION STYLE INCH [MM]		SCALE NONE	DESIGN UNITS METRIC	THIRD ANGLE PROJECTION	
	▽=0	4 PLACES	mm ±---	INCH ±---	DRAWN BY R PYTER	DATE 2011/09/28	TITLE .3MM PITCH JUMPER CABLES		
	∇=0	3 PLACES	±---	±.010	CHECKED BY	DATE			
		2 PLACES	±---	±.030	APPROVED BY SFULTON	DATE 2011/11/15	Molex MOLEX INCORPORATED		
		1 PLACE	±---	±---	MATERIAL NO. SEE CHART		DOCUMENT NO. SD-15015-001	SHEET NO. 1 OF 1	
	ANGULAR ±1°		DRAFT WHERE APPLICABLE MUST REMAIN WITHIN DIMENSIONS		THIS DRAWING CONTAINS INFORMATION THAT IS PROPRIETARY TO MOLEX INCORPORATED AND SHOULD NOT BE USED WITHOUT WRITTEN PERMISSION				