

# Printed-circuit board connector - ZEC 1,5/ 4-ST-7,5 C2 R1,4 - 1883161

Please be informed that the data shown in this PDF Document is generated from our Online Catalog. Please find the complete data in the user's documentation. Our General Terms of Use for Downloads are valid (<http://phoenixcontact.com/download>)

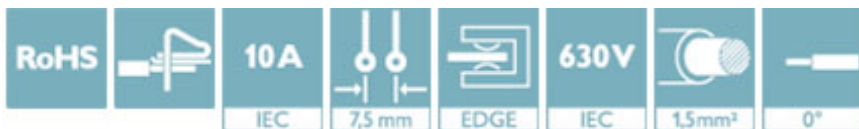
PCB direct plug, nominal current: 10 A, rated voltage (III/2): 630 V, number of positions: 4, pitch: 7.5 mm, connection method: Spring-cage connection, color: green, contact surface: Tin, mounting: Direct plug-in method



The figure shows an 10-position version

## Why buy this product

- ✓ Defined contact force ensures that contact remains stable over the long term
- ✓ Inexpensive direct plug-in connection with just one component
- ✓ Clamping space opened by means of fixed screwdriver enables convenient conductor connection
- ✓ Plug-in direction parallel to the PCB



## Key Commercial Data

Packing unit	50 STK
GTIN	
GTIN	4017918161132

## Technical data

### Dimensions

Length [ l ]	24.05 mm
Width [ w ]	38.9 mm
Height [ h ]	17.5 mm
Pitch	7.5 mm
Dimension a	30 mm

### General

Range of articles	ZEC 1,5/..-ST
Type of contact	Female connector
Number of positions	4
Connection method	Spring-cage connection
Insulating material group	I

# Printed-circuit board connector - ZEC 1,5/ 4-ST-7,5 C2 R1,4 - 1883161

## Technical data

### General

Rated surge voltage (III/3)	6 kV
Rated surge voltage (III/2)	6 kV
Rated surge voltage (II/2)	6 kV
Rated voltage (III/3)	400 V
Rated voltage (III/2)	630 V
Rated voltage (II/2)	1000 V
Connection in acc. with standard	EN-VDE
Nominal current $I_N$	10 A
Nominal cross section	1.5 mm <sup>2</sup>
Maximum load current	10 A (with 1.5 mm <sup>2</sup> conductor cross section)
Insulating material	PA
Flammability rating according to UL 94	V0
Internal cylindrical gage	A1
Stripping length	7 mm

### Connection data

Conductor cross section solid min.	0.2 mm <sup>2</sup>
Conductor cross section solid max.	1.5 mm <sup>2</sup>
Conductor cross section flexible min.	0.2 mm <sup>2</sup>
Conductor cross section flexible max.	1.5 mm <sup>2</sup>
Conductor cross section flexible, with ferrule without plastic sleeve min.	0.25 mm <sup>2</sup>
Conductor cross section flexible, with ferrule without plastic sleeve max.	1.5 mm <sup>2</sup>
Conductor cross section flexible, with ferrule with plastic sleeve min.	0.25 mm <sup>2</sup>
Conductor cross section flexible, with ferrule with plastic sleeve max.	1.5 mm <sup>2</sup>
Conductor cross section AWG min.	24
Conductor cross section AWG max.	16
2 conductors with same cross section, stranded, TWIN ferrules with plastic sleeve, min.	0.5 mm <sup>2</sup>
2 conductors with same cross section, stranded, TWIN ferrules with plastic sleeve, max.	0.5 mm <sup>2</sup>
Minimum AWG according to UL/CUL	26
Maximum AWG according to UL/CUL	14

### Standards and Regulations

Connection in acc. with standard	EN-VDE
	CUL
Flammability rating according to UL 94	V0

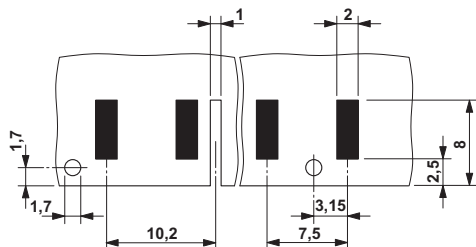
### Environmental Product Compliance

China RoHS	Environmentally friendly use period: unlimited = EFUP-e
	No hazardous substances above threshold values

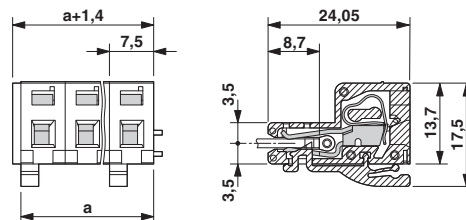
## Drawings

# Printed-circuit board connector - ZEC 1,5/ 4-ST-7,5 C2 R1,4 - 1883161

Drilling diagram



Dimensional drawing



Size of the PCB: 1.6 ± 0.2 mm

## Approvals

### Approvals

Approvals

VDE Gutachten mit Fertigungsüberwachung / IECCE CB Scheme / CCA / EAC / cULus Recognized

Ex Approvals

### Approval details

VDE Gutachten mit Fertigungsüberwachung		<a href="http://www2.vde.com/de/Institut/Online-Service/VDE-gepruefteProdukte/Seiten/Online-Suche.aspx">http://www2.vde.com/de/Institut/Online-Service/VDE-gepruefteProdukte/Seiten/Online-Suche.aspx</a>	40020343
Nominal voltage UN	400 V		
Nominal current IN	10 A		
mm <sup>2</sup> /AWG/kcmil	0.2-1.5		


IECEE CB Scheme		<a href="http://www.iecee.org/">http://www.iecee.org/</a>	DE1-51128
Nominal voltage UN	1000 V		
Nominal current IN	10 A		

CCA	DE1 34215		
Nominal voltage UN	1000 V		
Nominal current IN	10 A		

# Printed-circuit board connector - ZEC 1,5/ 4-ST-7,5 C2 R1,4 - 1883161

## Approvals

EAC		B.01742
-----	---	---------

cULus Recognized		<a href="http://database.ul.com/cgi-bin/XYV/template/LISEXT/1FRAME/index.htm">http://database.ul.com/cgi-bin/XYV/template/LISEXT/1FRAME/index.htm</a>	E60425-19941110
------------------	---	---	-----------------

	D	B
Nominal voltage UN	300 V	300 V
Nominal current IN	10 A	10 A
mm <sup>2</sup> /AWG/kcmil	26-14	26-14

Phoenix Contact 2018 © - all rights reserved  
<http://www.phoenixcontact.com>

PHOENIX CONTACT GmbH & Co. KG  
Flachsmarktstr. 8  
32825 Blomberg  
Germany  
Tel. +49 5235 300  
Fax +49 5235 3 41200  
<http://www.phoenixcontact.com>