

RoHS COMPATIBLE PRODUCT NUMBER

54111-XXXXXXXXLF

LEADED PRODUCT NUMBER

54111-XXX-XX-XXXX

AS AVAILABLE

PLATING

- 1 = 0.76µm GOLD/GXT ON CONTACT AREA
2µm MIN MATTE TIN ON TAIL
OVER 1.27µm Ni MIN
- 8 = 0.38µm GOLD/GXT ON CONTACT AREA
2µm MIN MATTE TIN ON TAIL
OVER 1.27µm Ni MIN
- 4 = 2µm MIN MATTE TIN
OVER 1.27µm Ni MIN

INDICATES THE PRODUCT IS RoHS COMPATIBLE, NOTE 8

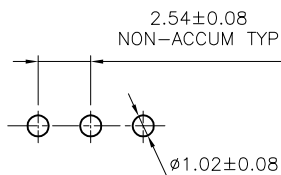
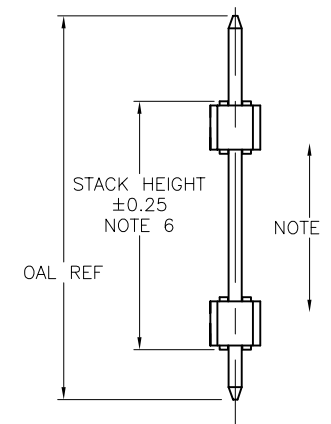
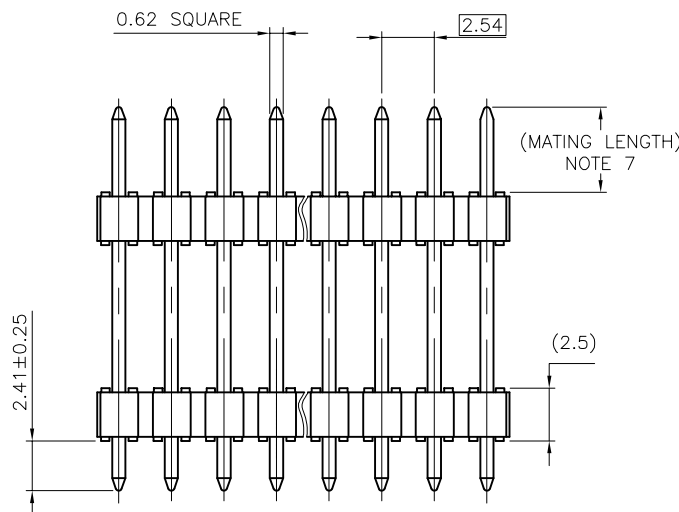
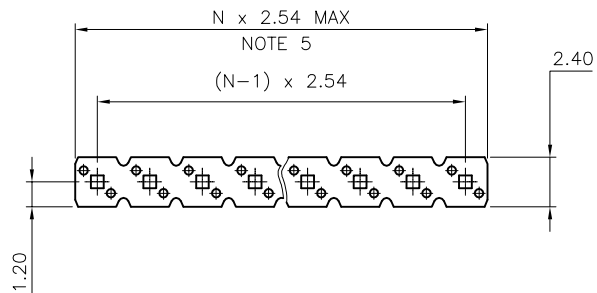
STACK HEIGHT, NOTE 6

TOTAL NB OF POSITIONS 02 TO 36

OAL	PIN STYLE
9.50	29
12.2	01
13.5	02
15.9	03
16.56	15
16.76	04
17.65	05
18.91	06
20.50	28
20.96	07
22.40	19
23.5	08
26.04	09
26.42	14
28.00	18
28.58	10
30.48	20
31.12	11
32.15	21
33.66	12
34.00	13
36.20	16
37.30	22
38.40	23
42.30	24
43.00	25
47.00	26
52.00	27

NOTES:

1. HOUSING MAT'L : HIGH TEMPERATURE THERMOPLASTIC. UL94V-0 COLOR: BLACK
2. PIN MATERIAL : PHOSPHOR BRONZE
3. PACKAGING: PLASTIC BOX
4. 9N MIN RETENTION IN EITHER DIRECTION
5. TO DETERMINE DIMENSIONS :
N = NUMBER OF POSITIONS PER ROW
EXAMPLE : 8 POS PER ROW, N x 2.54 = 20.32mm
6. XXXX = MILLIMETERS
5.0mm MIN TO 45.0mm MAX, IN 0.5mm INCREMENT
EXAMPLE FOR STACK HEIGHT: $1\ 2\ 5\ 0 = 12.50\text{mm}$
7. MATING LENGTH = (OAL)-(2.41)-(STACK HEIGHT)
8. RoHS COMPATIBLE PRODUCT SPECIFICATIONS
 - a - PLATING:
 - "LF" MEANS THE PRODUCT IS LEAD-FREE, 2µm MINIMUM MATTE TIN OVER 1.27µm MINIMUM NICKEL UNDERPLATE.
 - b - MANUFACTURING PROCESS COMPATIBILITY
 - THE HOUSING WILL WITHSTAND EXPOSURE TO 260°C ±5°C SOLDER BATH TEMPERATURE FOR 5 SECONDS IN A WAVE SOLDER APPLICATION WITH A 1.6mm MIN THICK CIRCUIT BOARD.
 - c - LABELLING:
 - MEETS PACKAGING SPECS AS PER GS-14-920
 - d - THIS PRODUCT MEETS EUROPEAN UNION DIRECTIVES AND OTHER COUNTRY REGULATIONS AS DESCRIBED IN GS-47-0004.



RECOMMENDED HOLE PATTERN

mat'l. code SEE NOTES		surface ISO 1302	tolerance ISO 406 ISO 1101	projection mm	product family BERGSTIK
ltr	ecn no	dr	date	tolerances unless otherwise specified	title UNSHR.HEADER STR SR TMT
A	F10119	DLE	01.01.24	angles linear x.x ±0.3	dwg no 54111 sheet 1 of 1 size A3
B	F10305	JCO	01.05.03	x.xx ±0.13	
C	F03-0227	DLE	03.06.13	x.xxx ±0.05	scale 4:1
D	F04-0385	LMU	04.12.16	dr D.LE	01.01.24
E	F06-0196	LMU	06.06.13	engr JM.C	01.01.24
F	F08-0148	RTR	08.03.31	chr JM.C	01.01.24
G	B-15645	LMU	13.02.14	appd JF.N	01.01.24
sheet index	revision sheet				type CUSTOMER Drawing