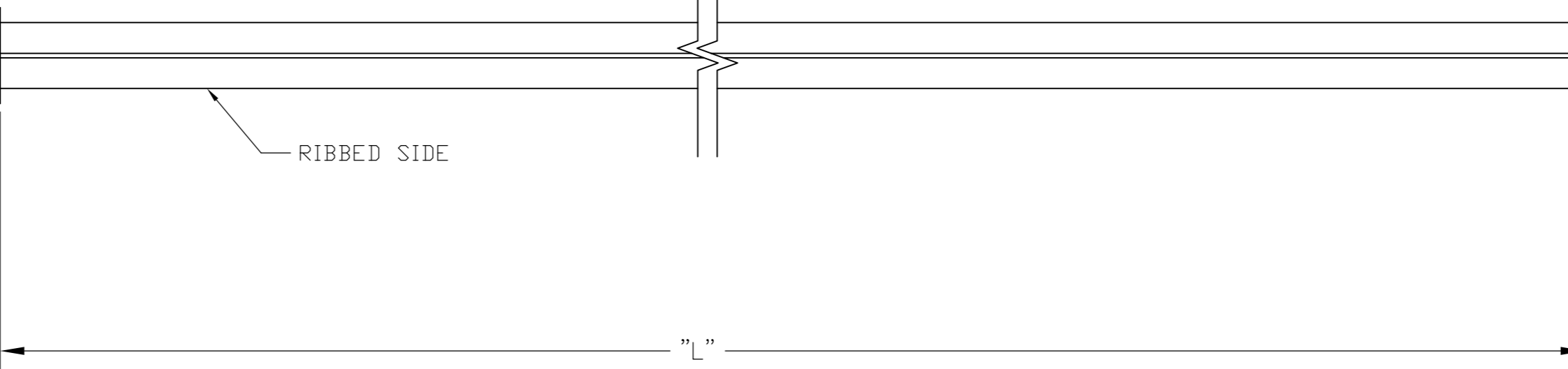
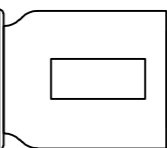
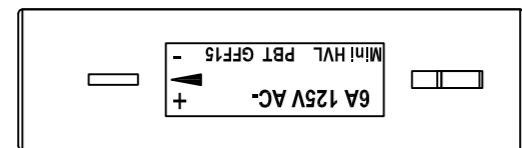
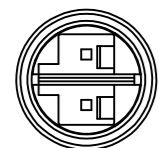


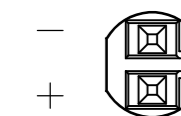
THIS DRAWING IS UNPUBLISHED. RELEASED FOR PUBLICATION  
 © COPYRIGHT - By - ALL RIGHTS RESERVED.

LOC	DIST	REVISIONS					
GP	00	P	LTR	DESCRIPTION	DATE	DWN	APVD
		A		NEW RELEASE	01/AUG/11	ECC	PB

HV-3



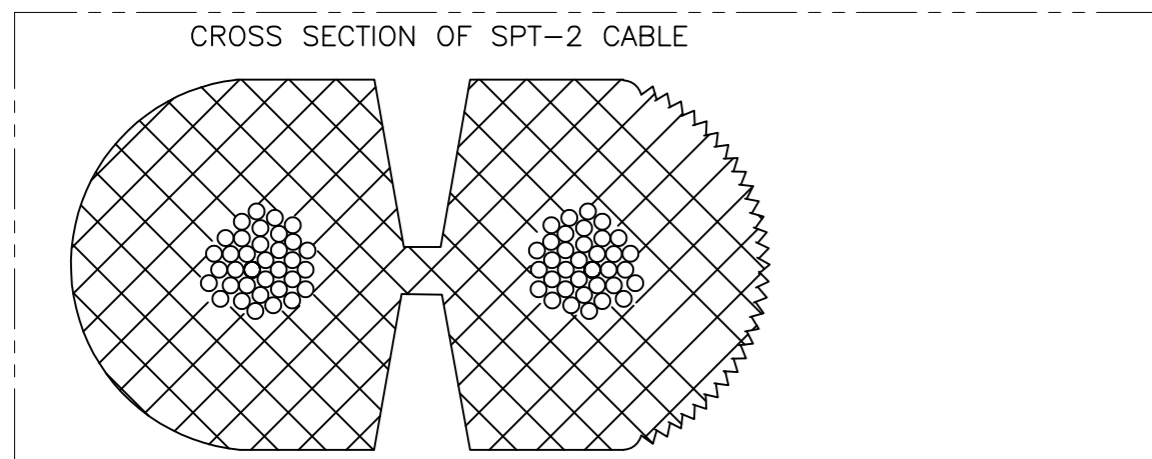
HV-3



1. PACKAGING ACC. TO TE SPEC.107-18032  
BUNDLE EVERY 25 ASSEMBLIES WITH A RUBBER BAND
2. ELECTRICAL TEST CONTAINING "SHORT CIRCUIT TEST, CONTINUITY AND ACCURATE CAVITY ASSIGNMENT TEST" ACC. TO TE-SPEC.108-18857, SUBSECTION 3.1.1

**3** WIRING SCHEDULE AS SHOWN

WIRING SCHEDULE <b>3</b>			
OUTLET		SIDE	PLUG
1	+	RIBBED	1
2	-	SMOOTH	2



16.0 FT	±3.84	2181143-8
14.0 FT	±3.36	2181143-7
12.0 FT	±2.88	2181143-6
10.0 FT	±2.4	2181143-5
8.0 FT	±1.92	2181143-4
6.0 FT	±1.44	2181143-3
4.0 FT	±.96	2181143-2
2.0 FT	±.48	2181143-1
"L"	TOLERANCES [INCHES]	TE P/N

THIS DRAWING IS A CONTROLLED DOCUMENT.		DWN E.C. CLAYBAUGH 10/JUN/11	<b>TE</b> TE Connectivity	
DIMENSIONS: INCHES		CHK P. BECKER 13/JUL/11		
TOLERANCES UNLESS OTHERWISE SPECIFIED:		APVD P. BECKER 01/AUG/11	NAME CABLE ASSEMBLY, NECTOR, HV-3, OUTLET TO PLUG	
0 PLC ± - 1 PLC ± - 2 PLC ± - 3 PLC ± - 4 PLC ± - ANGLES ± -		PRODUCT SPEC -	SIZE A2	
MATERIAL -		FINISH -	CAGE CODE 00779	DRAWING NO 2181143
WEIGHT -		RESTRICTED TO -		SCALE N.T.S.
CUSTOMER DRAWING		SHEET 1 of 1		REV A