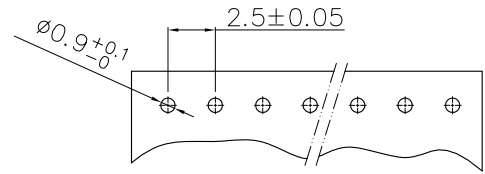
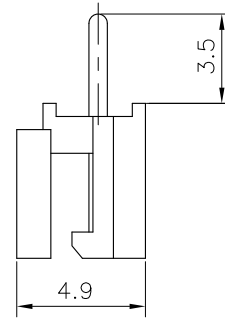
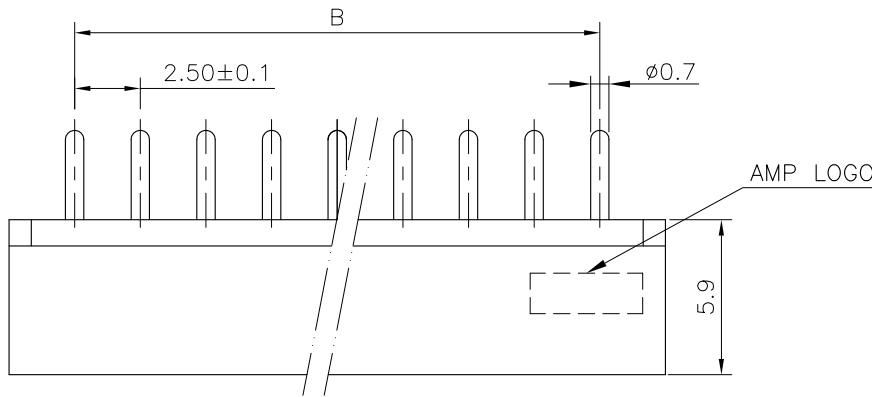
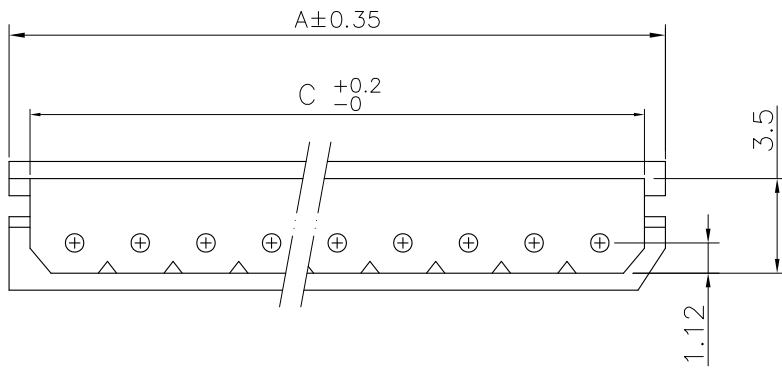


THIS DRAWING IS UNPUBLISHED. RELEASED FOR PUBLICATION  
 © COPYRIGHT BY TYCO ELECTRONICS CORPORATION. ALL RIGHTS RESERVED.

LOC	DIST	REVISIONS			
P	LTR	DESCRIPTION	DATE	DWN	APVD
DW	-	E	REVISED (ECR-13-000755)	18JAN13	JL WK



RECOMMENDED PCB LAYOUT (THICKNESS: 1.6MM)  
 (TOP VIEW) (TOLERANCE: ±0.05)



HSG. COLOR	C	B	A	POS.	PART NUMBER
	35.9	32.50 ±0.20	37.5	14	3-1470224-4
	33.4	30.00 ±0.20	35.0	13	3-1470224-3
	30.9	27.50 ±0.20	32.5	12	3-1470224-2
	28.4	25.00 ±0.20	30.0	11	3-1470224-1
	25.9	22.50 ±0.15	27.5	10	3-1470224-0
	23.4	20.00 ±0.15	25.0	9	2-1470224-9
	20.9	17.50 ±0.15	22.5	8	2-1470224-8
	18.4	15.00 ±0.15	20.0	7	2-1470224-7
	15.9	12.50 ±0.10	17.5	6	2-1470224-6
	13.4	10.00 ±0.10	15.0	5	2-1470224-5
	10.9	7.50 ±0.10	12.5	4	2-1470224-4
	8.4	5.00 ±0.10	10.0	3	2-1470224-3
	5.9	2.50 ±0.10	7.5	2	2-1470224-2
	38.4	35.00 ±0.20	40.0	15	1-1470224-5
	35.9	32.50 ±0.20	37.5	14	1-1470224-4
	33.4	30.00 ±0.20	35.0	13	1-1470224-3
	30.9	27.50 ±0.20	32.5	12	1-1470224-2
	28.4	25.00 ±0.20	30.0	11	1-1470224-1
	25.9	22.50 ±0.15	27.5	10	1-1470224-0
	23.4	20.00 ±0.15	25.0	9	0-1470224-9
	20.9	17.50 ±0.15	22.5	8	0-1470224-8
	18.4	15.00 ±0.15	20.0	7	0-1470224-7
	15.9	12.50 ±0.10	17.5	6	0-1470224-6
	13.4	10.00 ±0.10	15.0	5	0-1470224-5
	10.9	7.50 ±0.10	12.5	4	0-1470224-4
	8.4	5.00 ±0.10	10.0	3	0-1470224-3
	5.9	2.50 ±0.10	7.5	2	0-1470224-2

OBSOLETE  
 △  
 BLUE

IVORY

NOTE:

- MATERIAL:  
HOUSING: PA66, UL 94V-2, COLOR: SEE TABLE.  
CONTACTS: BRASS.
- FINISH:  
CONTACTS: 1.27µm [50µ"] MIN. BRIGHT-TIN ON SOLDER TAIL, WITH ENTIRE CONTACT UNDERPLATED 0.381µm [15µ"] MIN. NICKEL.
- WAVE SOLDER CAPABLE TO 240°C PER TE CONNECTIVITY TEST SPEC. 109-202, CONDITION A.

△ OBSOLETE PARTS: OBSOLETE CIS STREAMLINING PER D.RENAUD/D.SINISI

THIS DRAWING IS A CONTROLLED DOCUMENT.		DWN O. HU 19DEC2006	TE Connectivity		
		CHK S. HOU 19DEC2006			
DIMENSIONS: MM		APVD W.J. KE 19DEC2006	NAME		
		PRODUCT SPEC	2.5mm PITCH EMIX POST HEADER, VERTICAL TYP		
		QUALIFICATION TEST REPORT			
MATERIAL SEE NOTE		FINISH SEE NOTE	SIZE A3	CAGE CODE 00779	DRAWING NO C=1470224
		WEIGHT --	RESTRICTED TO --		
		CUSTOMER DRAWING	SCALE --	SHEET 1 OF 2	REV E

THIS DRAWING IS UNPUBLISHED.

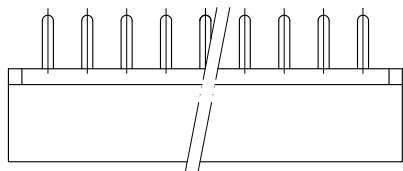
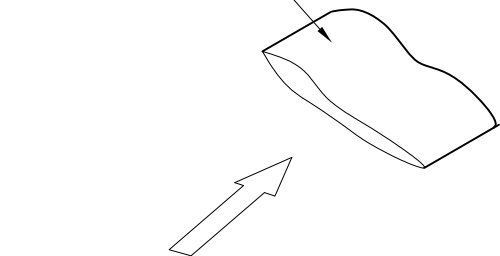
RELEASED FOR PUBLICATION

-. - .

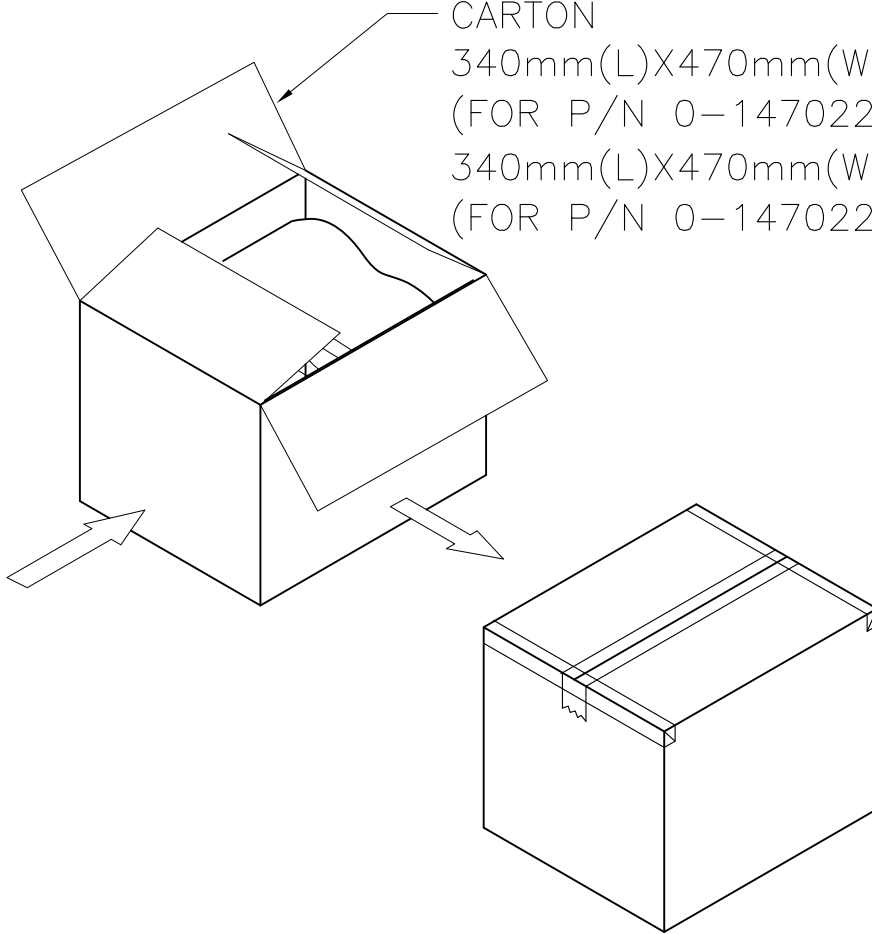
© COPYRIGHT BY TYCO ELECTRONICS CORPORATION. ALL RIGHTS RESERVED.

LOC	DIST	REVISIONS					
DW	-	P	LTR	DESCRIPTION	DATE	DWN	APVD
		SEE SHEET 1.					

POLY BAG



CARTON  
 340mm(L)X470mm(W)X158mm(H)  
 (FOR P/N 0-1470224-2~0-1470224-5)  
 340mm(L)X470mm(W)X316mm(H)  
 (FOR P/N 0-1470224-6~1-1470224-5)



APQ (PCS/CARTON)	PPQ (PCS/BAG)	PART NUMBER	
12,960	180	<del>3-1470224-5</del>	1-1470224-5
12,000	200	<del>3-1470224-4</del>	1-1470224-4
14,400	200	<del>3-1470224-3</del>	1-1470224-3
16,000	250	<del>3-1470224-2</del>	1-1470224-2
16,000	250	<del>3-1470224-1</del>	1-1470224-1
20,000	250	<del>3-1470224-0</del>	1-1470224-0
21,600	300	2-1470224-9	0-1470224-9
25,200	350	2-1470224-8	0-1470224-8
28,000	350	2-1470224-7	0-1470224-7
35,000	350	2-1470224-6	0-1470224-6
20,000	500	2-1470224-5	0-1470224-5
24,000	600	2-1470224-4	0-1470224-4
30,000	750	2-1470224-3	0-1470224-3
36,000	1000	2-1470224-2	0-1470224-2

THIS DRAWING IS A CONTROLLED DOCUMENT.

DWN O. HU 19DEC2006  
 CHK S. HOU 19DEC2006  
 APVD W.J. KE 19DEC2006

PRODUCT SPEC  
 APPLICATION SPEC  
 WEIGHT

**STE** TE Connectivity

2.5mm PITCH EMIX POST HEADER, VERTICAL TYP

SIZE A3 CAGE CODE 00779 C=1470224 DRAWING NO 1470224 RESTRICTED TO

CUSTOMER DRAWING SCALE SHEET 2 OF 2 REV E