

## PCB terminal block - MK3DS 1/12-3,81 - 1727832

Please be informed that the data shown in this PDF Document is generated from our Online Catalog. Please find the complete data in the user's documentation. Our General Terms of Use for Downloads are valid (<http://download.phoenixcontact.com>)



PCB terminal block, Nominal current: 8 A, Nom. voltage: 160 V, Pitch: 3.81 mm, Number of positions: 12, Connection method: Screw connection, Mounting: Soldering, Conductor/PCB connection direction: 0 °, Color: green


The figure shows a 10-position version of the product

### Product Features

- Three-level type with high packing and connection density
- Offset levels for optimum access to the terminal points



### Key commercial data

Packing unit	1 PCE
Minimum order quantity	50 PCE
GTIN	 4 017918 116453
Custom tariff number	85369010
Country of origin	GERMANY

### Technical data

#### Dimensions / positions

Length	25 mm
Pitch	3.81 mm
Dimension a	41.91 mm
Number of positions	12
Pin dimensions	0,5 x 0,9 mm
Hole diameter	1.1 mm
Screw thread	M2
Tightening torque, min	0.22 Nm
Tightening torque max	0.25 Nm

## PCB terminal block - MK3DS 1/12-3,81 - 1727832

### Technical data

#### Technical data

Range of articles	MK3DS 1
Insulating material group	I
Rated surge voltage (III/3)	2.5 kV
Rated surge voltage (III/2)	2.5 kV
Rated surge voltage (II/2)	2.5 kV
Rated voltage (III/3)	160 V
Rated voltage (III/2)	160 V
Rated voltage (II/2)	320 V
Connection in acc. with standard	EN-VDE
Nominal current $I_N$	8 A
Nominal cross section	1 mm <sup>2</sup>
Maximum load current	10 A
Insulating material	PA
Inflammability class according to UL 94	V0
Stripping length	5 mm
Nominal voltage, UL/CUL Use Group B	300 V
Nominal current, UL/CUL Use Group B	10 A
Nominal voltage, UL/CUL Use Group D	300 V
Nominal current, UL/CUL Use Group D	10 A

#### Connection data

Conductor cross section solid min.	0.14 mm <sup>2</sup>
Conductor cross section solid max.	1.5 mm <sup>2</sup>
Conductor cross section stranded min.	0.14 mm <sup>2</sup>
Conductor cross section stranded max.	1 mm <sup>2</sup>
Conductor cross section stranded, with ferrule without plastic sleeve min.	0.25 mm <sup>2</sup>
Conductor cross section stranded, with ferrule without plastic sleeve max.	0.5 mm <sup>2</sup>
Conductor cross section stranded, with ferrule with plastic sleeve min.	0.25 mm <sup>2</sup>
Conductor cross section stranded, with ferrule with plastic sleeve max.	0.5 mm <sup>2</sup>
Conductor cross section AWG/kcmil min.	26
Conductor cross section AWG/kcmil max	16
2 conductors with same cross section, solid min.	0.14 mm <sup>2</sup>
2 conductors with same cross section, solid max.	0.5 mm <sup>2</sup>
2 conductors with same cross section, stranded min.	0.14 mm <sup>2</sup>
2 conductors with same cross section, stranded max.	0.2 mm <sup>2</sup>
Minimum AWG according to UL/CUL	30
Maximum AWG according to UL/CUL	16

# PCB terminal block - MK3DS 1/12-3,81 - 1727832

## Classifications

### ETIM

ETIM 3.0	EC001121
ETIM 4.0	EC002643
ETIM 5.0	EC002643

### UNSPSC

UNSPSC 11	39121432
UNSPSC 12.01	39121432
UNSPSC 13.2	39121432
UNSPSC 6.01	30211801
UNSPSC 7.0901	39121432

### eCl@ss

eCl@ss 4.0	27141109
eCl@ss 4.1	27141109
eCl@ss 5.0	27141190
eCl@ss 5.1	27141190
eCl@ss 6.0	27261101
eCl@ss 7.0	27440401

## Approvals

### Approvals

---

#### Approvals

CSA / UL Recognized / SEV / cUL Recognized / GOST / CCA / IECCEB Scheme / GOST / cULus Recognized

---

#### Ex Approvals

---

#### Approvals submitted

---

#### Approval details

# PCB terminal block - MK3DS 1/12-3,81 - 1727832

## Approvals

CSA		
	B	D
mm <sup>2</sup> /AWG/kcmil	28-16	28-16
Nominal current I <sub>N</sub>	10 A	10 A
Nominal voltage U <sub>N</sub>	150 V	300 V

UL Recognized		
	B	D
mm <sup>2</sup> /AWG/kcmil	30-16	30-16
Nominal current I <sub>N</sub>	10 A	10 A
Nominal voltage U <sub>N</sub>	300 V	300 V

SEV	
mm <sup>2</sup> /AWG/kcmil	1.5
Nominal voltage U <sub>N</sub>	125 V

cUL Recognized		
	B	D
mm <sup>2</sup> /AWG/kcmil	30-16	30-16
Nominal current I <sub>N</sub>	10 A	10 A
Nominal voltage U <sub>N</sub>	300 V	300 V

GOST	
------	--


CCA
-----

IECEE CB Scheme
-----------------

## PCB terminal block - MK3DS 1/12-3,81 - 1727832

### Approvals

GOST 

cULus Recognized 

### Accessories

#### Accessories

#### Marking

Marker cards - SK 3,81/2,8:FORTL.ZAHLEN - 0804109



Marker cards, Card, white, labeled, Horizontal: Consecutive numbers 1 - 10, 11 - 20, etc. up to 91 - (99)100, Mounting type: Adhesive, For terminal block width: 3.81 mm

---

### Tools

Screwdriver - SZS 0,4X2,5 VDE - 1205037



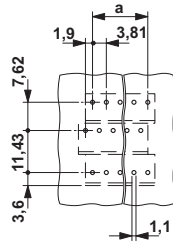
Screwdriver, slot-headed, VDE insulated, size: 0.4 x 2.5 x 80 mm, 2-component grip, with non-slip grip

---

### Drawings

# PCB terminal block - MK3DS 1/12-3,81 - 1727832

Drilling diagram



Dimensioned drawing

