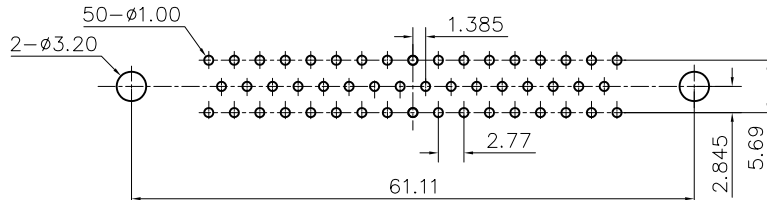
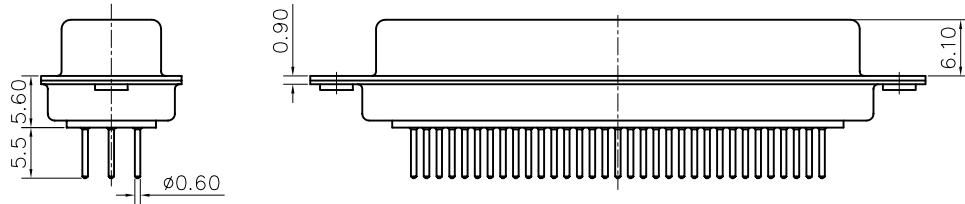
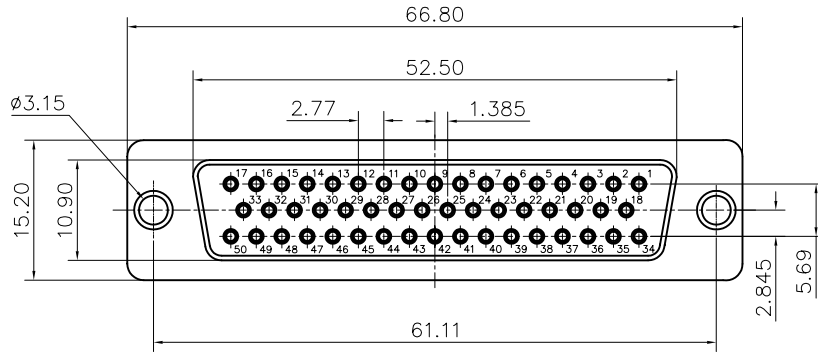


This document is the property of Amphenol Corporation and is delivered on the express condition that it is not to be disclosed, reproduced or used, in whole or in part, for manufacture or sale by anyone other than Amphenol Corporation without its prior consent, & that no right is granted to disclose or to use any information in this document.



RECOMMENDED P.C.B LAYOUT

(TOLERANCE +/-0.03)



Customer drawing

REVISIONS

| SYM | ECN | DESCRIPTION | DATE     | APPROVED |
|-----|-----|-------------|----------|----------|
| 1   |     |             | 11/07/08 |          |

D-SUB TECHNICAL DATA

SHELL : Steel, 2.5um (100u") min tin over 1.25um (50u") min nickel  
 BODY : Glass filled thermoplastic.  
 Flame retardant to UL94 V-0 Color Black  
 CONTACTS : Copper alloy.  
 0.76um (30u") min gold over 1.25um (50u") min nickel  
 ELECTRICAL : Voltage rating : 300 V RMS at 50 Hz  
 Current rating : 7.5A  
 Insulation resistance >5000 M Ohms  
 Contact resistance 20 mOhms max.  
 CLIMATIC : Temperature range -55 °C to 125°C  
 Damp heat 56 days(40 °C-95% HR)  
 MARKING : Amphenol...(Series No.)  
 Commercial reference  
 Manufacturing date

PRODUCT CODE

L 177DF D 50 S OL2

L: RoHS Compliance

177DF: tinned shell for receptable

Shell Size: D

Configuration: 50

Termination:  
 staight PCB:  
 OL2=length 5.5mm,  
 tail 0.60

Contact type:  
 S:Female

| UNLESS OTHERWISE SPECIFIED TOLERANCES |        | APPROVAL | DATE             |
|---------------------------------------|--------|----------|------------------|
| U.S.                                  | METRIC | DRAWN    | Mary.ma 11/07/08 |
| .X +/-                                | 0.50   | CHECKED  | Mk.wang 11/07/08 |
| .XX +/-                               | 0.30   | CHECKED  |                  |
| .XXX +/-                              | 0.20   |          |                  |
| FRACTIONS +/-                         | 5'     |          |                  |
| ANGLES +/-                            |        |          |                  |

| FOR MATERIALS AND FINISHES SEE NOTES |        | ANGLE OF PROJECTION |
|--------------------------------------|--------|---------------------|
| REMOVE SHARP EDGES                   |        |                     |
| DIMENSIONS                           |        |                     |
| U.S.                                 | INCHES |                     |
| METRIC                               | MM     |                     |
|                                      |        |                     |

|   |                 |              |
|---|-----------------|--------------|
| Amphenol®                                       |                 |              |
| TITLE<br>Machined contacts connector, DF series |                 |              |
| SIZE  | DRAWING NO.     | REV.         |
| A4  | C L177DFD50SOL2 | 1            |
| SCALE   | NONE            | SHEET 1 OF 1 |