

Marshalling patchboard - PTMC 1,5/48-2 /BU - 3270323

Please be informed that the data shown in this PDF Document is generated from our Online Catalog. Please find the complete data in the user's documentation. Our General Terms of Use for Downloads are valid (<http://phoenixcontact.com/download>)



Marshalling patchboard, Nom. voltage: 500 V, Nominal current: 17.5 A, Cross section: 0.14 mm² - 2.5 mm², AWG: 12 - 26, Connection type: Push-in connection, Number of positions: 48, Number of connections: 192, Width: 66 mm, Length: 73.2 mm, Color: gray, Color of connection elements: blue, Assembly: Wall mounting

Why buy this product

- Blue design for use in EXi areas
- For mounting in a panel cutout
- High contact quality thanks to push-in technology as a replacement for Wire-Wrap®, TERMI-POINT®, etc.
- Tool-free wiring in a confined space thanks to compact size
- Clear representation of actuation and terminal points through vertical conductor routing



Key Commercial Data

Packing unit	1 STK
Custom tariff number	85366990
Country of origin	Poland

Technical data

General

Note	Labeled from 1 - 48
Number of positions	48
Number of levels	1
Number of connections	192
Nominal cross section	1.5 mm ²
Color	gray
Color of connection elements	blue
Insulating material	PA

Marshalling patchboard - PTMC 1,5/48-2 /BU - 3270323

Technical data

General

Flammability rating according to UL 94	V0
Rated surge voltage	4 kV
Degree of pollution	3
Overvoltage category	III
Insulating material group	I
Maximum load current	22 A (With a conductor cross section of 2.5 mm ² and extensive wiring)
	12 A (With a conductor cross section of 2.5 mm ² and wiring in a confined space)
Nominal current I _N	17.5 A
Nominal voltage U _N	500 V
Open side panel	No
Relative insulation material temperature index (Elec., UL 746 B)	130 °C
Temperature index of insulation material (DIN EN 60216-1 (VDE 0304-21))	125 °C
Static insulating material application in cold	-60 °C
Behavior in fire for rail vehicles (DIN 5510-2)	Test passed
Flame test method (DIN EN 60695-11-10)	V0
Oxygen index (DIN EN ISO 4589-2)	>32 %
NF F16-101, NF F10-102 Class I	2
NF F16-101, NF F10-102 Class F	2
Surface flammability NFPA 130 (ASTM E 162)	passed
Specific optical density of smoke NFPA 130 (ASTM E 662)	passed
Smoke gas toxicity NFPA 130 (SMP 800C)	passed
Calorimetric heat release NFPA 130 (ASTM E 1354)	28 MJ/kg
Fire protection for rail vehicles (DIN EN 45545-2) R22	HL 1 - HL 3
Fire protection for rail vehicles (DIN EN 45545-2) R23	HL 1 - HL 3
Fire protection for rail vehicles (DIN EN 45545-2) R24	HL 1 - HL 3
Fire protection for rail vehicles (DIN EN 45545-2) R26	HL 1 - HL 3

Dimensions

Width	66 mm
Length	73.2 mm
Height	30 mm

Connection data

Connection method	Push-in connection
Connection in acc. with standard	IEC 60947-7-1
Conductor cross section solid min.	0.14 mm ²
Conductor cross section solid max.	2.5 mm ²
Conductor cross section AWG min.	26

Marshalling patchboard - PTMC 1,5/48-2 /BU - 3270323

Technical data

Connection data

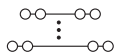
Conductor cross section AWG max.	12
Conductor cross section flexible min.	0.14 mm ²
Conductor cross section flexible max.	1.5 mm ²
Min. AWG conductor cross section, flexible	26
Max. AWG conductor cross section, flexible	14
Conductor cross section flexible, with ferrule without plastic sleeve min.	0.14 mm ²
Conductor cross section flexible, with ferrule without plastic sleeve max.	1.5 mm ²
Conductor cross section flexible, with ferrule with plastic sleeve min.	0.14 mm ²
Conductor cross section flexible, with ferrule with plastic sleeve max.	1.5 mm ²
Stripping length	8 mm ... 10 mm
Internal cylindrical gage	A1

Standards and Regulations

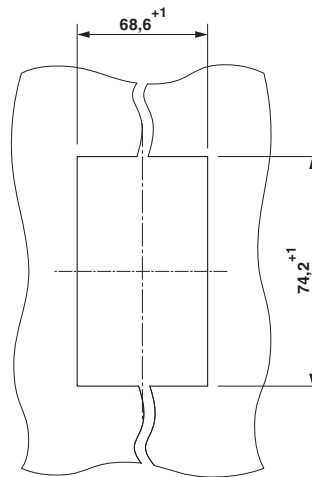
Connection in acc. with standard	IEC 60947-7-1
Flammability rating according to UL 94	V0

Drawings

Circuit diagram



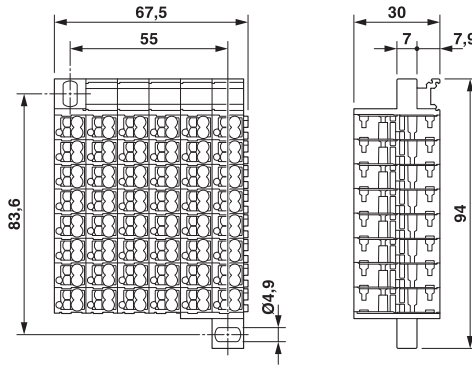
Dimensional drawing



Panel cutout

Marshalling patchboard - PTMC 1,5/48-2 /BU - 3270323

Dimensional drawing



Classifications

eCl@ss

eCl@ss 5.1	27141124
eCl@ss 6.0	27141124
eCl@ss 8.0	27141120
eCl@ss 9.0	27141120

ETIM

ETIM 5.0	EC000897
----------	----------

Accessories

Accessories

Bridge


Wire bridge - DB 50- 90 BU - 2821180

Wire bridge, Color: blue



Wire bridge - DB 50- 90 BK - 2820916

Wire bridge, Color: black



Marshalling patchboard - PTMC 1,5/48-2 /BU - 3270323

Accessories

Wire bridge - DB 50- 90 GY - 2820929

Wire bridge, Color: gray



Wire bridge - DB 50- 90 RD - 2864639

Wire bridge, Color: red



Mounting material

Flange cover - DF-PTMC-O - 3270400



Flange cover, for direct mounting above, Length: 30 mm, Width: 22 mm, Height: 13 mm, Color: gray

Flange cover - DF-PTMC-U - 3270401



Flange cover, for direct mounting below, Length: 29.1 mm, Width: 22 mm, Height: 12.8 mm, Color: gray

Adapter - DF-PTMC-NS - 3270403



Adapter, for mounting on a DIN rail, Length: 64 mm, Width: 22 mm, Color: gray

Marshalling patchboard - PTMC 1,5/48-2 /BU - 3270323

Accessories

Marker adapter - DF-PTMC-ZB - 3270410



Marker adapter, for accommodating the marking, Length: 30 mm, Width: 11 mm, Height: 13 mm, Color: gray

Screwdriver tools

Screwdriver - SZF 0-0,4X2,5 - 1204504



Actuation tool, for ST terminal blocks, also suitable for use as a bladed screwdriver, size: 0.4 x 2.5 x 75 mm, 2-component grip, with non-slip grip

Screwdriver - ST-BW 0 - 1200135



Actuation tool, for all 1.5 mm² spring cages from PT 1,5/S and FT 1,5/S