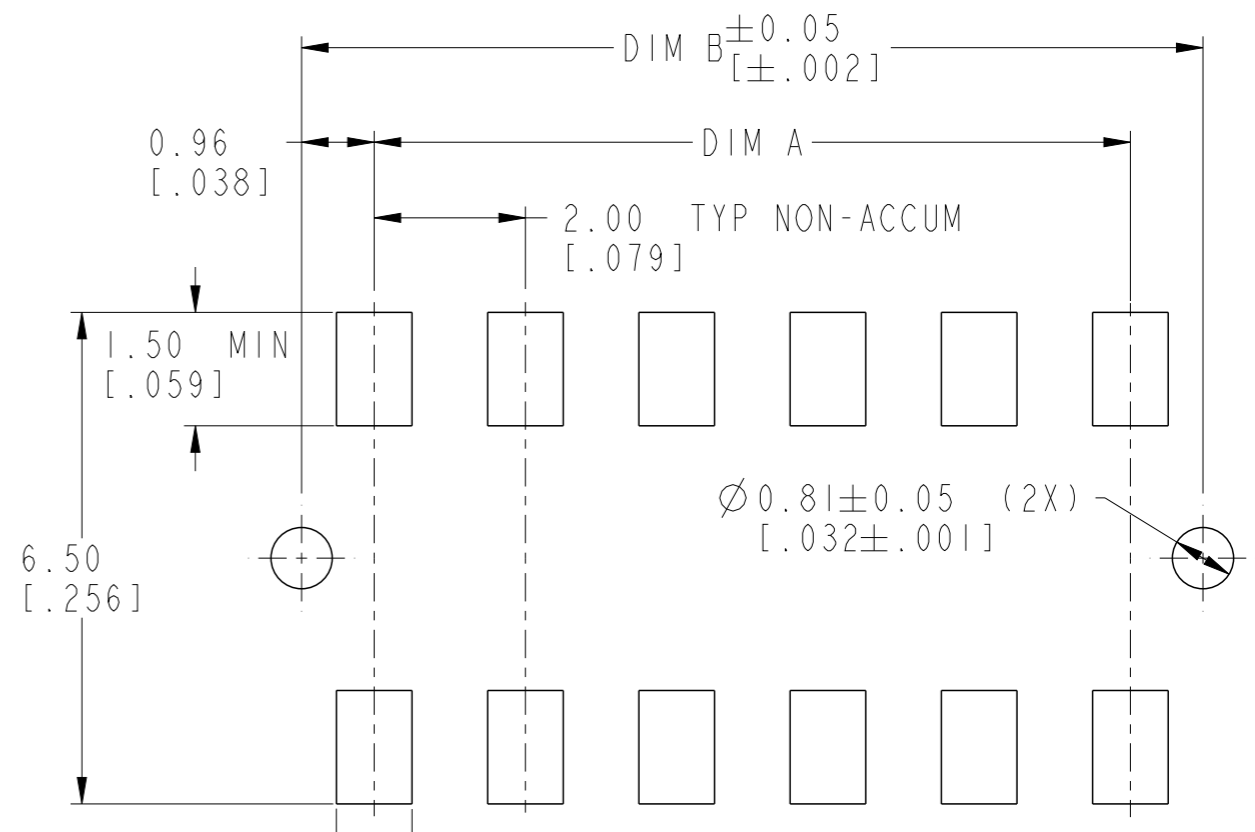
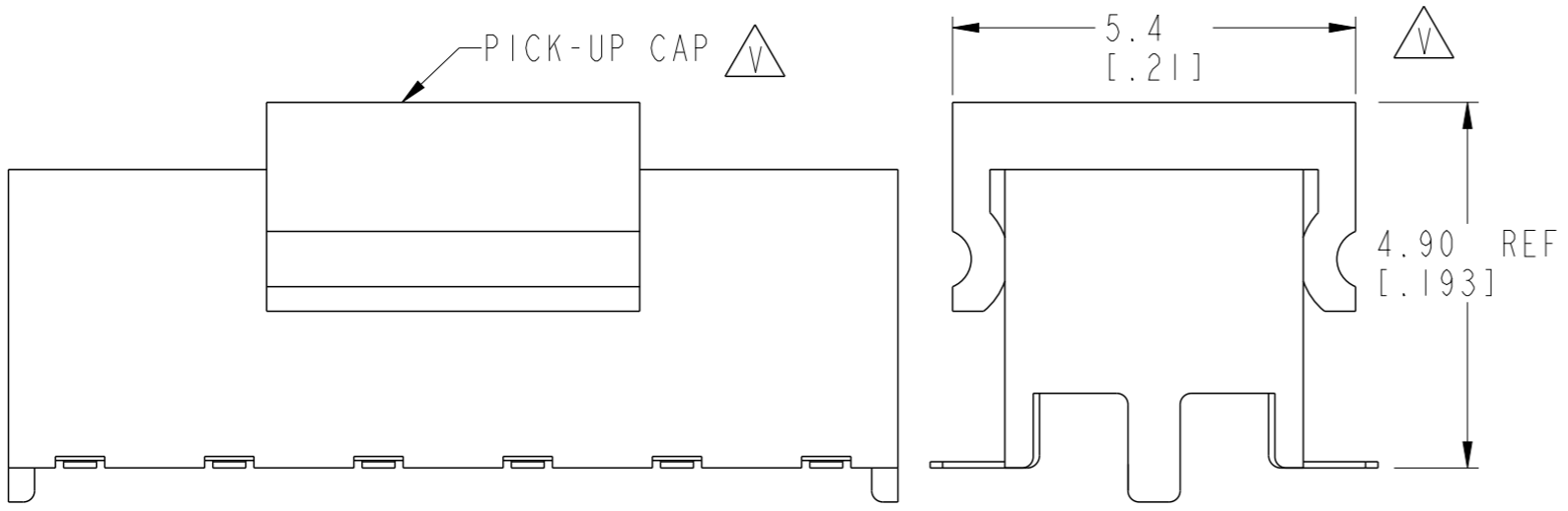


Copyright FCI.

spec ref	-	dr	Andrew Yong	2010/10/14	projection	MM / INCH	size	A3	scale	10:1
tolerance std	ISO 406 ISO 1101	eng	Andrew Yong	2011/08/22			ecn no	ELX-S-005192-1		
	TOLERANCES UNLESS OTHERWISE SPECIFIED	chr	Aik-Peng Lim	2011/08/22			rel level	Released		
surface	✓	appr	Chen-Hong Tan	2011/08/22	product family	LPVCC	rel level	Released		
ISO 1302	linear	0.X	±0.3/.01		LOW PROFILE VCC SMT		dwg no 92086	rev V		
		0.XX	±0.13/.005		4.0 ASSY WITH 0.46 LOCATING FEATURES					
	angular	0°	±2°		cat. no.	-		Product - Customer Drw	sheet 1 of 3	

PRODUCT NO.	POSITIONS	DIM. A	DIM. B
92086-X04	2 X 2	2.00 / .079	3.92 / .154
-X06	2 X 3	4.00 / .158	5.92 / .233
-X08	2 X 4	6.00 / .236	7.92 / .312
-X10	2 X 5	8.00 / .315	9.92 / .391
-X12	2 X 6	10.00 / .394	11.92 / .469
-X14	2 X 7	12.00 / .472	13.92 / .548
-X16	2 X 8	14.00 / .551	15.92 / .627
-X18	2 X 9	16.00 / .630	17.92 / .706
-X20	2 X 10	18.00 / .709	19.92 / .784
-X22	2 X 11	20.00 / .787	21.92 / .863
-X24	2 X 12	22.00 / .866	23.92 / .942
-X26	2 X 13	24.00 / .945	25.92 / 1.020
-X28	2 X 14	26.00 / 1.024	27.92 / 1.099
-X30	2 X 15	28.00 / 1.102	29.92 / 1.178

PRODUCT NO.	CONTACT AREA PLATING.	SOLDER TAIL PLATING.
92086-XXX	0 = 0.20µm/8µ" Au	TIN/LEAD
	1 = 0.76µm/30µ" Au	TIN/LEAD
	3 = 0.38m/15µ" Au	TIN/LEAD
92086-XXXLF	6 = 0.76µm/30µ" PdNi WITH 0.076µm/3µ" Au FLASH (POST PLATED)	TIN/LEAD
	0 = 0.20µm/8µ" Au	GOLD FLASH
	1 = 0.76µm/30µ" Au	GOLD FLASH
	3 = 0.38m/15µ" Au	GOLD FLASH
	6 = 0.76µm/30µ" PdNi WITH 0.076µm/3µ" Au FLASH (POST PLATED)	



RECOMMENDED PAD LAYOUT

Copyright FCI.

spec ref	-	dr	Andrew Yong	2010/10/14	projection	MM / INCH	size	A3	scale	10:1
tolerance std	ISO 406 ISO 1101	eng	Andrew Yong	2011/08/22			ecn no	A3	rel level	Released
TOLERANCES UNLESS OTHERWISE SPECIFIED		chr	Aik-Peng Lim	2011/08/22						
surface	ISO 1302	appr	Chen-Hong Tan	2011/08/22	LOW PROFILE VCC SMT		dwg no	92086	rev	V
					4.0 ASSY WITH 0.46 LOCATING FEATURES					
					cat. no.	-	Product - Customer Drw		sheet 2 of 3	

NOTES:

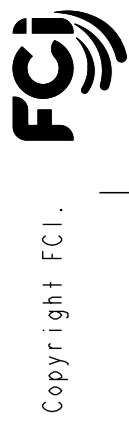
- 1. HOUSING MATERIAL : HIGH TEMP PLASTIC (PCT BLACK)
- 2. TERMINAL MATERIAL : BeCu.
- 3. TERMINAL RETENTION 0.5Kg/1.1 Lbs.
- 4. "V" CUT OPTIONAL - MANUFACTURING PROCESS OPTION.

5. PRODUCT DESCRIPTION CODE :

XXXXX-XXXLF



- 6. PACKAGING:
 - (a) XXXXX-XXX --- STD PACKAGING IN TUBE.
 - (b) XXXXX-XXXTR --- TAPE AND REEL (CONDUCTIVE) PACKAGING WITH PICK-UP CAP (SEE FIG 1).
 - (c) XXXXX-XXXTRN --- TAPE AND REEL (CONDUCTIVE) PACKAGING WITHOUT PICK-UP CAP.
 - (d) XXXXX-XXXTC --- PACKAGING IN TUBE WITH PICK-UP CAP.
- 7. THE HOUSING WILL WITHSTAND EXPOSURE TO 255°C PEAK TEMPERATURE FOR 10 SECONDS IN A CONVECTION, INFRA-RED OR VAPOR PHASE REFLOW OVEN.
- 8. THIS PRODUCT MEETS EUROPEAN UNION DIRECTIVES AND OTHER COUNTRY REGULATIONS AS DESCRIBED IN GS-22-008.
- 9. A SYMBOL WILL BE NEXT TO ANY DIMENSION, VIEW OR NOTE WHICH HAS BEEN MODIFIED WITH THE CURRENT DRAWING REVISION.



spec ref -		dr	Andrew Yong	2010/10/14	projection 	MM / INCH 	size	A3	scale	10:1
tolerance std ISO 406 ISO 1101		eng	Andrew Yong	2011/08/22			ecn no	ELX-S-005192-1		
TOLERANCES UNLESS OTHERWISE SPECIFIED		chr	Aik-Peng Lim	2011/08/22			rel level	Released		
surface		linear	0.X	±0.3/.01	product family	LPVCC	dwg no	92086	rev	V
			0.XX	±0.13/.005						
			0.XXX	±0.051/.0020						
ISO 1302	angular	0°	±2°	www.fci.com	cat. no.	-	Product - Customer Drw	sheet 3 of 3		