| PART NUMBER | REV | FIRST USED | TERMINATOR | FEED TYPE | DESCRIPTION |
|---|---|---|---|---|---|
| 1426355-1 | B | - | LEADMAKER | MECH POST FEED | CUTS CARRIER |
| 1426355-2 | B | - | BENCH | MECH PRE FEED | CUTS CARRIER |
| 1426355-6 | B | - | LEADMAKER | MECH POST FEED | CONTINUOUS CARRIER |
| 7-1426355-1 | B | - | LEADMAKER | MECH POST FEED | -1 AND SPARE PARTS |
| 7-1426355-2 | B | - | BENCH | MECH PRE FEED | -2 AND SPARE PARTS |
| 7-1426355-6 | B | - | LEADMAKER | MECH POST FEED | -6 AND SPARE PARTS |
| 7-1426355-7 | A | - | - | - | SPARE PARTS KIT |

## CRIMP DATA FCI TERMINAL FCI CRIMP SPECS

TERMINAL NAME: 2.8 X 0.8 MALE TERMINAL SICMA 3

| CRIMP | SIZE | TYPE | RANGE |
|---|---|---|---|
| WIRE | 2.03 [.080 IN] | F | 0.35-0.75mm² |
| INSUL | 2.54 [.100 IN] | OV | 1.35-2.03 [.053-.080 IN] |

WIRE STRIP LENGTH 5.00 [.197 IN]

APPL INSTRUCTION 408-8322

TERMINAL FCI DWG -
APPL SPEC 211 FT 0338, SHT3 -

FEED 12.60 [.496 IN]

### TERMINALS APPLIED

| AMP TERM PN | MFR TERM PN | - | - | - |
|---|---|---|---|---|
| 286958-2 | 211 CL 3 S 1160 | - | - | - |
| - | - | - | - | - |
| - | - | - | - | - |
| - | - | - | - | - |
| - | - | - | - | - |
| - | - | - | - | - |
| - | - | - | - | - |

| WIRE SIZE mm² AWG | CRIMP HEIGHT | PIN PN AND LENGTH [IN] |
|---|---|---|
| 0.60mm² | 1.01 ±0.05 [.040 ±.002 IN] | 3-354779-8 [.3180] |
| - | - | - |
| - | - | - |
| - | - | - |
| - | - | - |
| - | - | - |
| - | - | - |
| - | - | - |
| - | - | - |
| - | - | - |
| - | - | - |
| - | - | - |
| - | - | - |
| - | - | - |
| - | - | - |

1. RECOMMENDED SPARE PARTS.
2. GREASE RAM, CAM, CAM FOLLOWER AND FEED ROD LIGHTLY.
3. LUBRICATE DAILY PER THE APPLICATOR INSTRUCTION SHEET SUPPLIED WITH THE APPLICATOR.

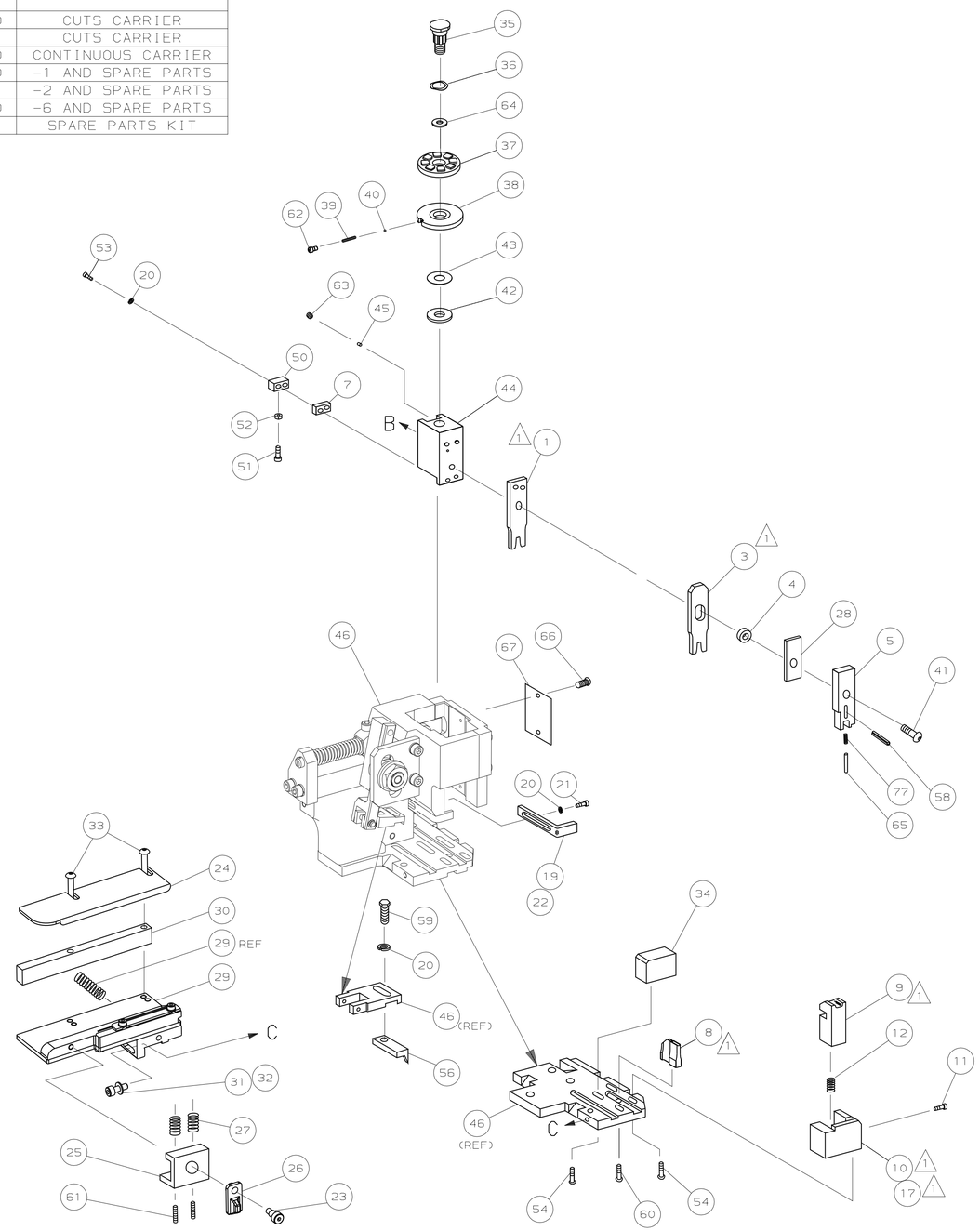


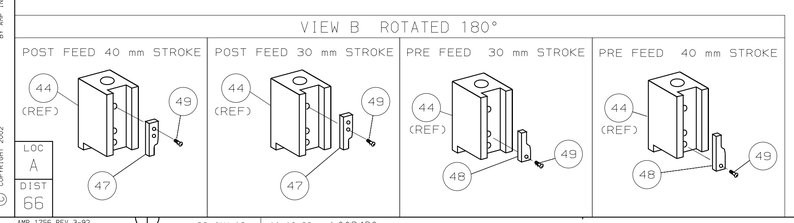


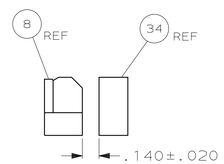


ITEM 34 LOCATION

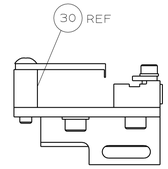


ITEM 30 LONG POSITION

| | | | | | | | | | |
|---|---|---|---|---|---|---|---|---|---|
| - | 1 | 1 | 1 | 1 | 1 | 1 | 1-22278-0 | SPRING, COMPRESSION | 77 |
| - | 1 | 1 | 1 | 1 | 1 | 1 | 1426355 | PRINT, APPLICATOR LOG SHEET | 72 |
| - | 1 | 1 | 1 | 1 | 1 | 1 | 1338705-1 | DOCUMENTATION PACKAGE | 71 |
| | | | | | | | | | 70 |
| | | | | | | | | | 69 |
| | | | | | | | | | 68 |
| - | 1 | 1 | 1 | 1 | 1 | 1 | 461264-1 | PLATE, IDENTIFICATION | 67 |
| - | 2 | 2 | 2 | 2 | 2 | 2 | 21017-2 | SCR,DRIVE(#2x.19)ID PLATE | 66 |
| - | 1 | 1 | 1 | 1 | 1 | 1 | 854769-1 | HOLDER, INSULATION | 65 |
| - | 1 | 1 | 1 | 1 | 1 | 1 | 986950-1 | WASHER, FLAT PRECISION | 64 |
| - | 1 | 1 | 1 | 1 | 1 | 1 | 3-18031-0 | SCR,SKT SET(M6X6)RAM | 63 |
| - | 1 | 1 | 1 | 1 | 1 | 1 | 18023-9 | SCR,SHC(M4X6)INS DISC | 62 |
| - | 2 | 2 | 2 | 2 | 2 | 2 | 2-18032-5 | SCR,SET(M5X20)DRAG | 61 |
| - | 1 | 1 | 1 | 1 | 1 | 1 | 18024-7 | SCR,BHC(M4X10)ANVIL | 60 |
| - | 1 | 1 | 1 | 1 | 1 | 1 | 5-18022-2 | SCR,HEX(M4X8)FEED FINGER | 59 |
| - | 1 | 1 | 1 | 1 | 1 | 1 | 21028-2 | PIN,SLOTTED,SPRING | 58 |
| | | | | | | | | | 57 |
| - | 1 | 1 | 1 | 1 | 1 | 1 | 1338685-1 | PAWL, FEED | 56 |
| | | | | | | | | | 55 |
| - | 4 | 4 | 4 | 4 | 4 | 4 | 18024-8 | SCR,BHC(M4x12)SHEAR HOLDER | 54 |
| - | 2 | 2 | 2 | 2 | 2 | 2 | 9-18023-6 | SCR,SHC(M4x14)TERM HLD DWN | 53 |
| - | 1 | 1 | 1 | 1 | 1 | 1 | 18030-1 | NUT,HEX(M3)HOLD DOWN | 52 |
| - | 1 | 1 | 1 | 1 | 1 | 1 | 811242-5 | BUMPER, HOLDDOWN | 51 |
| - | 1 | 1 | 1 | 1 | 1 | 1 | 690753-2 | SPACER, TONKER | 50 |
| - | 1 | 1 | 1 | 1 | 1 | 1 | 18024-3 | SCR,BHC(M3X10)CAM | 49 |
| - | - | 1 | - | - | 1 | - | 1338675-1 | CAM, PRE FEED 30 & 40 mm ST | 48 |
| - | 1 | - | 1 | 1 | - | 1 | 1338676-1 | CAM, POST FEED 30 & 40 mm ST | 47 |
| - | 1 | 1 | 1 | 1 | 1 | 1 | 1320999-3 | APPLICATOR BASIC SUBASSY | 46 |
| - | 1 | 1 | 1 | 1 | 1 | 1 | 690191-1 | PLUG, NYLON | 45 |
| - | 1 | 1 | 1 | 1 | 1 | 1 | 1338660-1 | RAM | 44 |
| - | 1 | 1 | 1 | 1 | 1 | 1 | 690125-1 | WASHER, LAMINATED | 43 |
| - | 1 | 1 | 1 | 1 | 1 | 1 | 690124-1 | WASHER, RAM | 42 |
| - | 1 | 1 | 1 | 1 | 1 | 1 | 2-18024-6 | SCR,BHC(M8X25)RAM | 41 |
| - | 1 | 1 | 1 | 1 | 1 | 1 | 23241-1 | BALL, STEEL | 40 |
| - | 1 | 1 | 1 | 1 | 1 | 1 | 2-22278-7 | SPRING, COMPRESSION | 39 |
| - | 1 | 1 | 1 | 1 | 1 | 1 | 1320922-1 | DISC, INSULATION | 38 |
| - | 1 | 1 | 1 | 1 | 1 | 1 | 354777-1 | WIRE DISC, PLASTIC | 37 |
| - | 1 | 1 | 1 | 1 | 1 | 1 | 22480-5 | WASHER, SPRING | 36 |
| - | 1 | 1 | 1 | 1 | 1 | 1 | 690212-1 | POST, RAM | 35 |
| - | 1 | 1 | 1 | 1 | 1 | 1 | 1320934-3 | SUPPORT, TERMINAL | 34 |
| - | 2 | 2 | 2 | 2 | 2 | 2 | 1-18024-0 | SCR,BHC(M4X20)STRIP GUIDE | 33 |
| - | 1 | 1 | 1 | 1 | 1 | 1 | 18027-2 | WASHER, FLAT(M4) | 32 |
| - | 1 | 1 | 1 | 1 | 1 | 1 | 1-18023-2 | SCR,SKT CAP(M4X12)MOUNT BLOCK | 31 |
| - | 1 | 1 | 1 | 1 | 1 | 1 | 1320908-4 | SPACER, STRIP GUIDE | 30 |
| - | 1 | 1 | 1 | 1 | 1 | 1 | 1633073-2 | STRIP GUIDE PLATE ASSY | 29 |
| - | 1 | 1 | 1 | 1 | 1 | 1 | 455888-7 | SPACER, FRONT SHEAR DEP | 28 |
| - | 2 | 2 | 2 | 2 | 2 | 2 | 1-22284-0 | SPRING, DRAG | 27 |
| - | 1 | 1 | 1 | 1 | 1 | 1 | 356835-1 | LEVER, DRAG RELEASE | 26 |
| - | 1 | 1 | 1 | 1 | 1 | 1 | 240792-1 | DRAG, TERMINAL | 25 |
| - | 1 | 1 | 1 | 1 | 1 | 1 | 1320928-1 | PLATE, STRIP GUIDE | 24 |
| - | 1 | 1 | 1 | 1 | 1 | 1 | 980371-4 | SCR,SHC SHLD | 23 |
| - | 1 | - | 1 | 1 | - | 1 | 690472-2 | STRIPPER | 22 |
| - | 1 | 1 | 1 | 1 | 1 | 1 | 1-18023-1 | SCR,SHC(M4X10)STRIPPER | 21 |
| - | 4 | 4 | 4 | 4 | 4 | 4 | 18025-2 | WASHER,LOCK(M4)STRIPPER | 20 |
| - | - | 1 | - | - | 1 | - | 690472-1 | STRIPPER | 19 |
| | | | | | | | | | 18 |
| 1 - | 1 | - | - | 1 | - | - | 1338684-1 | HOLDER, SHEAR, FRONT (NO-CUT) | 17 |
| | | | | | | | | | 16 |
| | | | | | | | | | 15 |
| | | | | | | | | | 14 |
| | | | | | | | | | 13 |
| - | 1 | 1 | 1 | 1 | 1 | 1 | 3-22280-3 | SPRING, SHEAR | 12 |
| - | 1 | 1 | 1 | 1 | 1 | 1 | 356885-4 | STOP, SHEAR | 11 |
| 1 - | - | 1 | 1 | - | 1 | 1 | 1320921-1 | HOLDER, SHEAR, FRONT (CUT) | 10 |
| 1 - | 1 | 1 | 1 | 1 | 1 | 1 | 1-462006-8 | SHEAR, FLOAT (FRONT) | 9 |
| 1 1 | 2 | 2 | 2 | 1 | 1 | 1 | 5-1333204-7 | ANVIL | 8 |
| - | 1 | 1 | 1 | 1 | 1 | 1 | 1-240641-3 | SPACER, DEPRESSOR (REAR) | 7 |
| | | | | | | | | | 6 |
| - | 1 | 1 | 1 | 1 | 1 | 1 | 854772-7 | DEPRESSOR, SHEAR (FRONT) | 5 |
| - | 1 | 1 | 1 | 1 | 1 | 1 | 238011-9 | SPACER, BLOCK CRIMPER | 4 |
| 1 1 | 2 | 2 | 2 | 1 | 1 | 1 | 4-854830-0 | CRIMPER, INSULATION | 3 |
| | | | | | | | | | 2 |
| 1 1 | 2 | 2 | 2 | 1 | 1 | 1 | 456405-9 | CRIMPER, WIRE | 1 |
| | -77 | -76 | -72 | -71 | -6 | -2 | -1 | PART NO / DESCRIPTION | ITEM NO |
| | | | | | | | | ← REVISION OF EACH ASSY NO (WHEN BLANK, USE DWG REVISION) | |
| | QTY REQD PER ASSY | | | | | | | PARTS LIST | |

| P | F | LTR | REVISION RECORD | APP | DATE |
|---|---|---|---|---|---|
| | | B | SEE ECR-06-002131 | MC | JAN06 |
| | | A | SEE ECN 015A-0528-02 | MC | AUG02 |

DIMENSIONS: mm [INCHES]
DO NOT SCALE PRINT.
TOLERANCES UNLESS OTHERWISE SPECIFIED:
1 PLC DEC ±-
2 PLC DEC ±-
3 PLC DEC ±-
ANGLES ± -
SURF TEXTURE: √
REMOVE BURRS, BREAK SHARP EDGES RO.38 MAX

MATL - - | HT TR - - | FIN - -

DR M.CLIFFORD 03JUL02 | APP F.BACKHURST 03JUL02
CHK - - | REL M.CLIFFORD 05-08-02

AMP Incorporated Harrisburg, PA 17105-3608

NAME SIDE FEED HD-I APPLICATOR | MACHINE HD-I | REF APPL

SCALE - | D | DWG NO 1426355 | SHEET 1 OF 1 | REV B

CAGE CODE 00779 | CUSTOMER AND ASSEMBLY DRAWING | RESTRICTED TO -

THIS DRAWING IS A CONTROLLED DOCUMENT.

THIS DRAWING IS UNPUBLISHED. © COPYRIGHT 2002 BY AMP INCORPORATED. ALL RIGHTS RESERVED. RELEASED FOR PUBLICATION 2002

LAYOUT L1426335

SET UP GAGE 458637-3