



Load Board 6U

CompactPCI® Bus

Resistive Load & Voltage Boards for 3U & 6U cPCI Applications

Useful for enclosure voltage measurement or providing minimum load for power supply tests.

- 25 Watt Resistive Loads, 4 voltages
- 3U & 6U Versions
- Jacks for Voltage Measurement
- LED Indicators for Each Voltage
- J1 Connector Used
- Low Cost
- Front panel Assembly provided
- Injector/Ejector Handles included



Voltage	Watts
+5	10
+3.3	4
+12	3
-12	1.5

6U & 3U Load Boards

Part No.	Description
CPCI-3U25L	Resistive Load Board for 3U Systems
CPCI-6U25L	Resistive Load Board for 6U Systems

Power Supplies

Load Board 6U


VME & VXI BUS

Resistive Load & Voltage Boards for 6U VME & VXI Applications

Useful for enclosure voltage measurement or providing minimum load for power supply tests.

- Mounts in a card slot in a 6U VME Backplane
- Provides 50 Watt load for VME switching power supplies
- Provides 80 watt load for VXI switching power supplies (requires extender board)
- Voltages supported for VME: +5V, +12V, -12V
- Voltages supported for VXI: +5V, +12V, -12V, +24V, -24V, -2V, -5.2V
- Jacks provided for remote meter readout
- LED Indicators for Each Voltage
- Front panel Assembly provided
- Injector/Ejector Handles included
- VME ejector handles provided

Voltage	Watts
+5	12
+3.3	12
+12	12
-12	12
+24	12
-24	12
-2	2
-5.2	5.2



MODEL VVL50/80, includes Handle/ejectors & Alum. front panel

Part No.	Description
VVL50/80	Resistive Load Board for VME & VXI Systems