

Section A-A

RECOMMENDED PCB LAYOUT

NO. OF POSITIONS	DIMENSIONS		
	A	B	C
02	1.25	3.80	7.65
03	2.50	5.05	8.90
04	3.75	6.30	10.15
05	5.00	7.55	11.40
06	6.25	8.80	12.65
07	7.50	10.05	13.90
08	8.75	11.30	15.15
09	10.00	12.55	16.40
10	11.25	13.80	17.65
11	12.50	15.05	18.90
12	13.75	16.30	20.15
14	16.25	18.80	22.65
15	17.50	20.05	23.90
16	18.75	21.30	25.15
20	23.75	26.30	30.15
30	36.25	38.80	42.65

SPECIFICATIONS:

MATERIAL:-

MOULDING: NYLON 9T, UL94V-0

CONTACT: BRASS

SOLDER TAB: BRASS

FINISH:-

MOULDING: NATURAL COLOR

CONTACT: GOLD PLATED

SOLDER TAB: TIN PLATED

ELECTRICAL:-

CURRENT RATING: 1A AC, DC

WORKING VOLTAGE: 125V AD, DC

WITHSTANDING VOLTAGE: 500V AC/MINUTE

CONTACT RESISTANCE: 20 mΩ MAX.

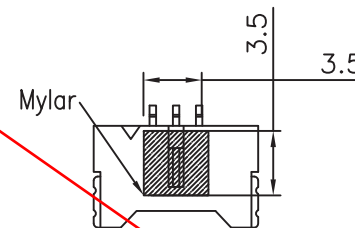
INSULATION RESISTANCE: 100 MΩ MIN.

ENVIRONMENTAL:-

TEMPERATURE RANGE: -25°C ~ +85°C

NOTES: ALL DIMENSIONS AND NOTES MARKED \* ARE CRITICAL AND MUST BE CHECKED IN ACCORDANCE WITH QUALITY DOC. QI-02A

**OBSOLETE**



ORDER CODE  
M30-501 XX 45R  
NO. OF WAYS PER ROW

Allan	3	22.03.11	A354
Allan	2	17.09.07	A075
Allan	1	01.08.06	-

NAME	ISS.	DATE	C/NOTE
------	------	------	--------

APPROVED: *Ben*

CHECKED:

DRAWN: Allan

CUSTOMER REF.:

ASSEMBLY DRG:

**HARWIN**

THIS DRAWING AND ANY INFORMATION OR DESCRIPTIVE MATTER SET OUT HEREON ARE CONFIDENTIAL AND COPYRIGHT PROPERTY OF THE HARWIN GROUP AND MUST NOT BE DISCLOSED, LOANED, COPIED OR USED FOR MANUFACTURING, TENDERING OR FOR ANY OTHER PURPOSE WITHOUT THEIR WRITTEN PERMISSION.

TOLERANCES  
X. = ±1mm  
X.X = ±0.25mm  
X.XX = ±0.15mm  
X.XXX = ±0.05mm  
ANGLES = ±5°  
UNLESS STATED

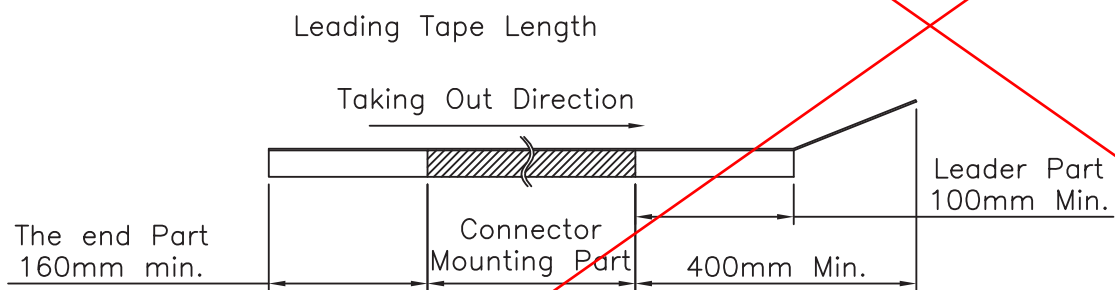
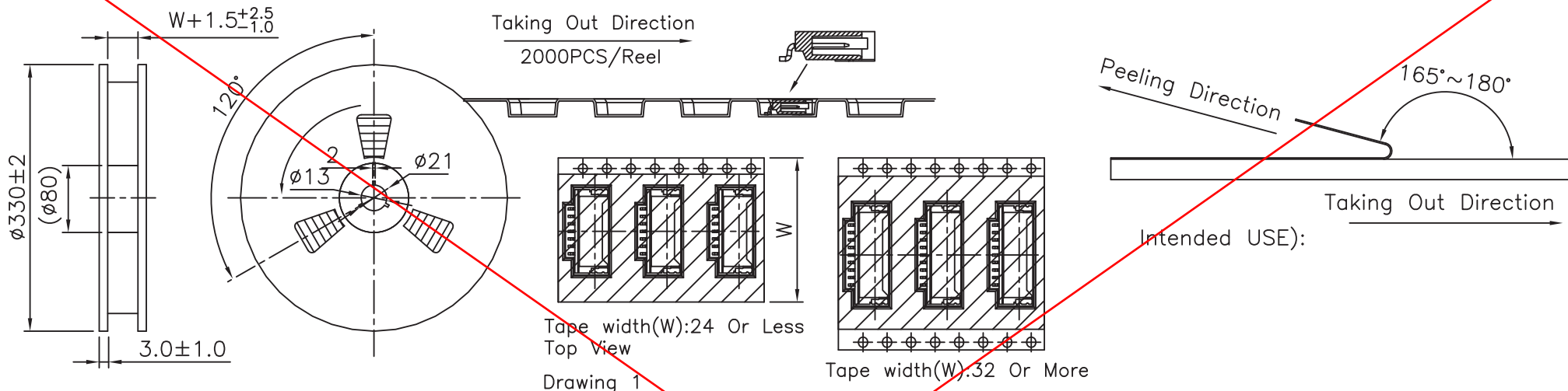
MATERIAL: SEE NOTES  
FINISH: SEE NOTES  
S/AREA: mm<sup>2</sup>

TITLE: 1.25mm PITCH R/A WAFER SMT TYPE ULTRA LOW PROFILE  
DRAWING NUMBER: M30-501 XX 45R  
SHT 1 OF 2

HARWIN USA  
TEL: 603 893 5376  
FAX: 603 893 5396  
mis@harwin.com

HARWIN Europe (UK)  
TEL: 023 9231 4545  
FAX: 023 9231 4590  
mis@harwin.co.uk

HARWIN Asia  
TEL: +65 6 779 4909  
FAX: +65 6 779 3868  
mis@harwin.com.sg



Peel strength of cover tape  
Requirement:10gf~130gf  
(Peeling speed:300mm/minute)

**OBSOLETE**

Allan	3	22.03.11	A354
Allan	2	17.09.07	A075
Allan	1	01.08.06	-

NAME	ISS.	DATE	C/NOTE
------	------	------	--------

APPROVED: *Pran*

CHECKED:

DRAWN: Allan

CUSTOMER REF.:

ASSEMBLY DRG:



THIS DRAWING AND ANY INFORMATION OR DESCRIPTIVE MATTER SET OUT HEREON ARE CONFIDENTIAL AND COPYRIGHT PROPERTY OF THE HARWIN GROUP AND MUST NOT BE DISCLOSED, LOANED, COPIED OR USED FOR MANUFACTURING, TENDERING OR FOR ANY OTHER PURPOSE WITHOUT THEIR WRITTEN PERMISSION.

TOLERANCES  
X. = ±1mm  
X.X = ±0.25mm  
X.XX = ±0.15mm  
X.XXX = ±0.05mm

ANGLES = ±5°  
UNLESS STATED

MATERIAL: SEE NOTES

FINISH: SEE NOTES

S/AREA: mm<sup>2</sup>

TITLE: 1.25mm PITCH R/A WAFER SMT TYPE ULTRA LOW PROFILE

HARWIN USA  
TEL: 603 893 5376  
FAX: 603 893 5396  
mis@harwin.com

HARWIN Europe (UK)  
TEL: 023 9231 4545  
FAX: 023 9231 4590  
mis@harwin.co.uk

HARWIN Asia  
TEL: +65 6 779 4909  
FAX: +65 6 779 3868  
mis@harwin.com.sg

DRAWING NUMBER: M30-501 XX 45R

SHT 2 OF 2