









Pulse[®]
A TECHNITROL COMPANY

LAN Product Guide – PC Applications

-  Available for 10/100Base-T and 1000Base-T data rates
-  SMT (surface mount) discrete and THT (through hole) connector modules with integrated magnetics
-  Meets IEEE 802.3 specification

-  Available options: PoE, AutoMDIX, extended temperature, low profile
-  X = extended temp, P = PoE, NL = RoHS compliant, A = AutoMDIX

DESKTOP				LAPTOP / NOTEBOOK			
Gigabit		10/100		Gigabit		10/100	
DISCRETE MAGNETICS				DISCRETE MAGNETICS			
Single	Dual	Single	Dual	Standard	Reduced Profile	Standard	Low Profile
H5007NL ^A H5009NL ^A H6062NL ^{P, A}	H5012NL ^A H5014NL ^A H6080NL ^{P, A}	H1102NL ^A H2019NL ^{P, A}	H1270NL ^A H2006ANL ^{P, A} H2009NL ^{P, A}	H5007NL ^A H5009NL ^A H6062NL ^{P, A}	H5015NL ^A H5077NL ^A H5079NL ^A	H1102NL ^A H2019NL ^{P, A}	H0020NL H0068ANL ^A H0126NL
CONNECTORS WITH INTEGRATED MAGNETICS				CONNECTORS WITH INTEGRATED MAGNETICS			
1x1	1x2	1x1	1x2	1x1 Standard	1x1 Low Profile	1x1 Standard	1x1 Low Profile
JK0-0036NL ^A JK0654219NL ^A	JG0-0129NL ^A JG0-0134NL ^A	J00-0045NL ^A J00-0065NL ^A J1011F21PNL ^A JK0-0025NL ^{P, A}	J80-0019 ^A J80-0034 ^A J8064D628ANL ^A	JK0-0036NL ^A JK0654219NL ^A	J0G-0002NL ^A J0G-0009NL ^A	J00-0045NL ^A J00-0065NL ^A J1011F21PNL ^A JK0-0025NL ^{P, A}	J0G-0007NL ^A
USB/RJ45 COMBO							
10/100	Gigabit						
JW0-0009NL	JW0-0006NL ^A						





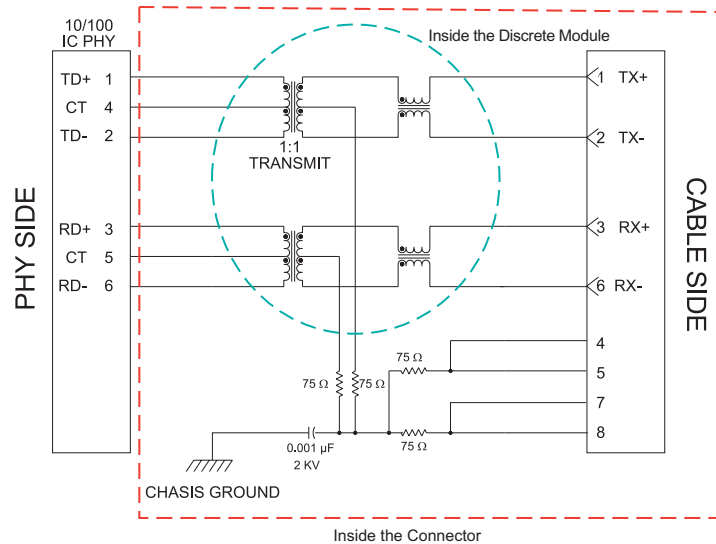
Pulse[®]
A TECHNITROL COMPANY

LAN Product Guide – PC Applications

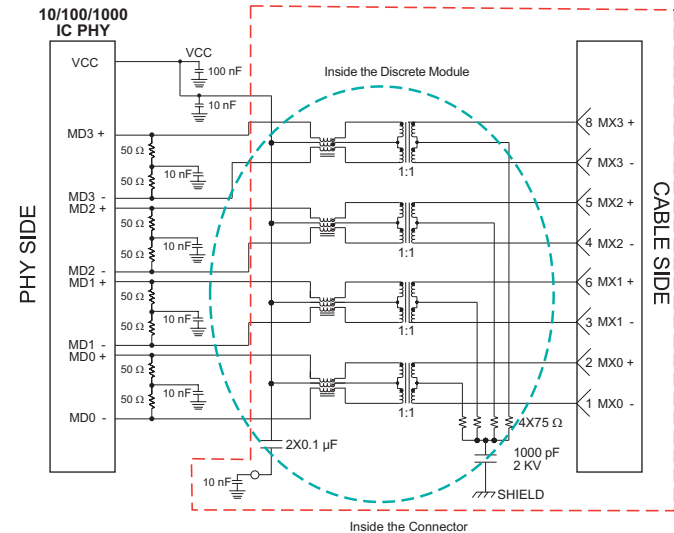
APPLICATION NOTES

- Layering ground planes is advisable. Route connector/discrete module ground pins to chassis/analog ground if possible.
- Keep signal traces from PHY to connector/discrete module as short as possible. If traces exceed 3-4 inches, pay close attention to line impedance imbalance.
- Using BST (75 Ω resistors and high voltage cap to chassis ground) to terminate Cable side CTs is advisable for best EMI performance (included in most connector solutions).
- Follow PHY manufacturer's application notes for further layout considerations.

10/100 APPLICATION CIRCUIT



GIGABIT APPLICATION CIRCUIT



For More Information:

Pulse Worldwide Headquarters

12220 World Trade Dr.
San Diego, CA 92128
U.S.A.

www.pulseeng.com

Tel: 858 674 8100
Fax: 858 674 8262

Pulse Europe

Einsteinstrasse 1
D-71083 Herrenberg
Germany

Tel: 49 7032 7806 116
Fax: 49 7032 7806 135

Pulse China Headquarters

B402, Shenzhen
Tech-Innovation International
Tenth Kejinan Rd.
High-Tech Industrial Park
Nanshan District, Shenzhen
China

Tel: 86 755 33966678
Fax: 86 755 33966700

Pulse North China

Room 1503
XinYin Building
No. 888 YiShan Rd.
Shanghai 200233
China

Tel: 86 21 54643211/2
Fax: 86 21 54643210

Pulse South Asia

150 Kampong Ampat
#07-01/02
KA Centre
Singapore 368324

Tel: 65 6287 8998
Fax: 65 6280 0080

Pulse North Asia

No. 26
Kao Ching Rd.
Yang Mei Chen
Taoyuan Hsien
Taiwan, R. O. C.

Tel: 886 3 4641811
Fax: 886 3 4641911

Performance warranty of products offered on this data sheet is limited to the parameters specified. Data is subject to change without notice. Other brand and product names mentioned herein may be trademarks or registered trademarks of their respective owners. © Copyright, 2007. Pulse Engineering, Inc. All rights reserved.