THIS DRAWING IS UNPUBLISHED. RELEASED FOR PUBLICATION -.- .
© COPYRIGHT - BY TYCO ELECTRONICS CORPORATION. ALL RIGHTS RESERVED.

LOC	DIST
AD	25

REVISIONS

P	LTR	DESCRIPTION	DATE	DWN	APVD
	F	REVISED PER ECO-07-007578	27APR07	DH	DB

1. HOUSING MATERIAL: HIGH TEMPERATURE, GLASS-FILLED POLYMER. COLOR: GRAY OR WHITE.
2. POST MATERIAL: BRASS.
3. POST FINISH: DIN 41612 CLASS 2 IN CONTACT AREA. TIN-LEAD PLATE ON POSTS.
4. RECOMMENDED HOLE SIZE FOR MANUAL APPLICATION OF CONNECTOR ONTO PC BOARD.
5. PART NUMBER, DATE CODE MARKED THIS APPROXIMATE AREA.
6. MARKING ON THIS SIDE.
7. CSA LOGO MOLDED IN THIS AREA.
8. HIGH TEMPERATURE DESIGNATION MOLDED IN THIS AREA.

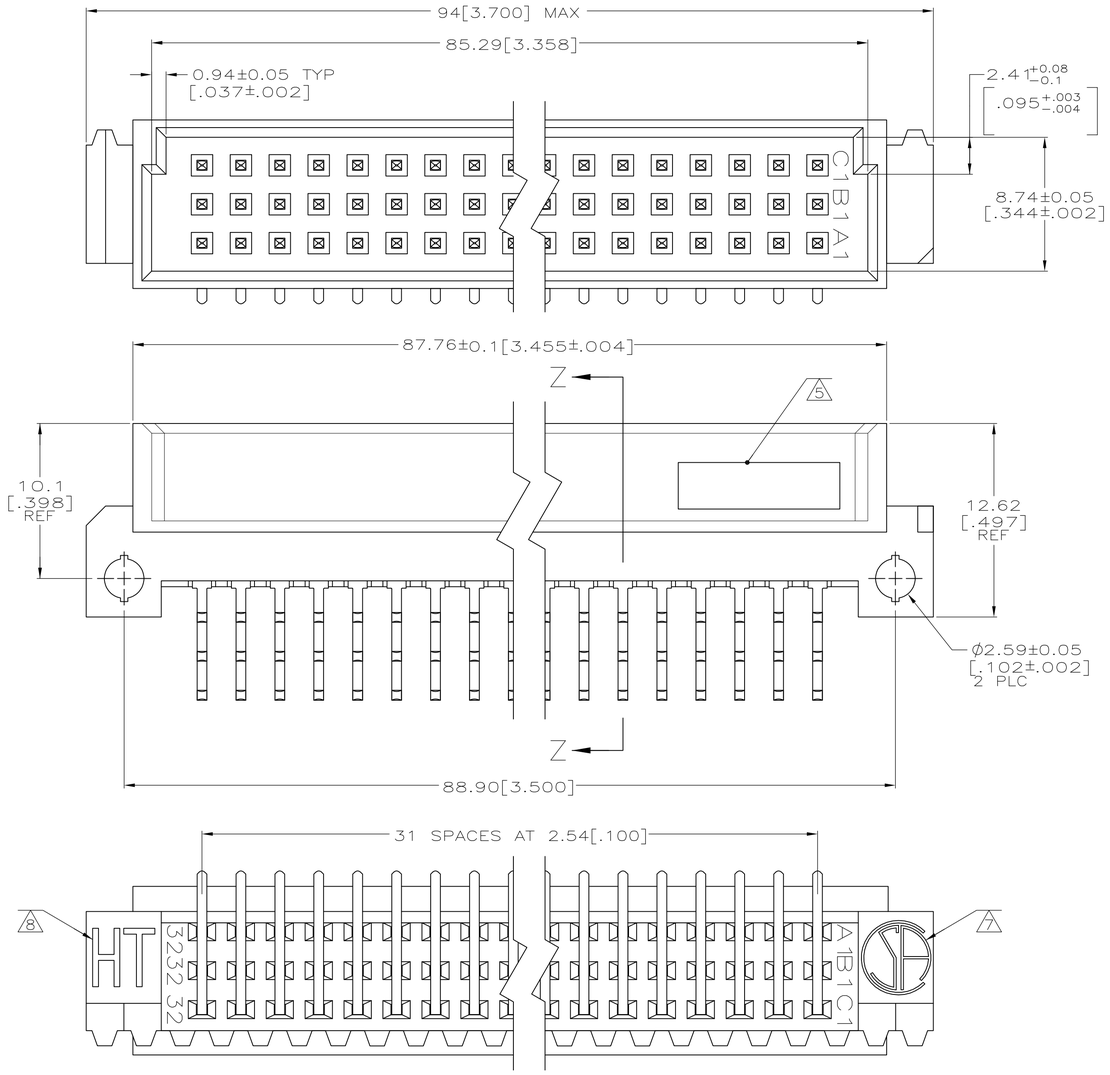

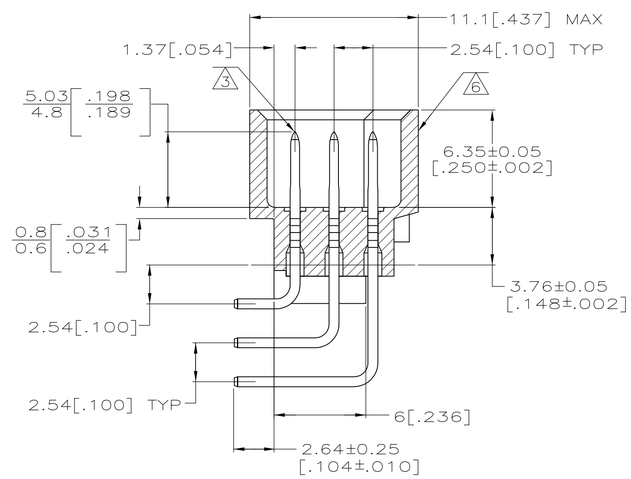

SECTION Z-Z

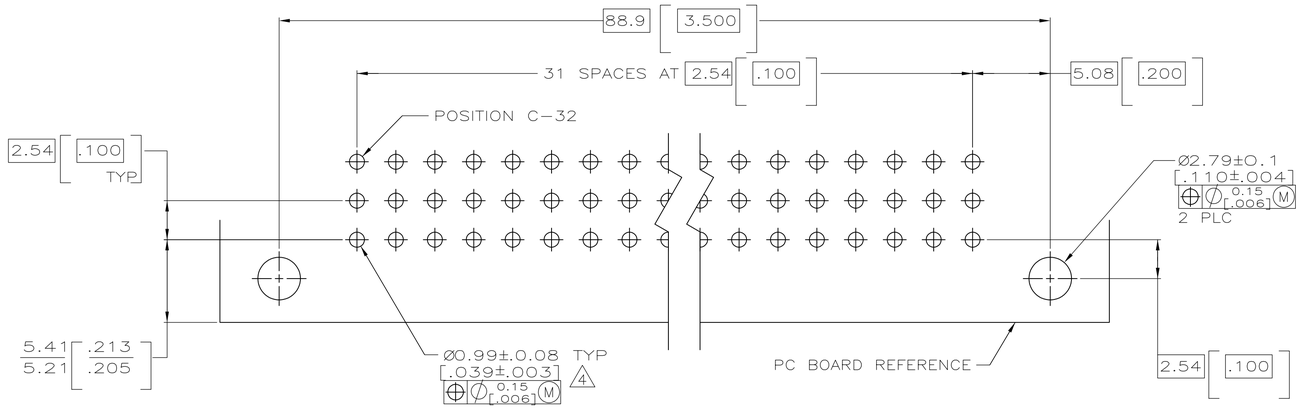

PC BOARD LAYOUT

THIS DRAWING IS A CONTROLLED DOCUMENT.	DWN L. BRINER 9/9/91	tyco Electronics	Tyco Electronics Corporation Harrisburg, PA 17105-3608
DIMENSIONS: mm [INCHES]	CHK D.C. RUBENDALL 9/10/91		536010-5
TOLERANCES UNLESS OTHERWISE SPECIFIED: 0 PLC ± – ; 1 PLC ± – ; 2 PLC ± + ; 3 PLC ± 0.13[.005] ; 4 PLC ± – ; ANGLES ± –	APVD K.R. PARMER 9/12/91	NAME	PIN ASSEMBLY, EUROCARD, TYPE C
	PRODUCT SPEC —	SIZE A1	CAGE CODE 00779
	APPLICATION SPEC —	DRAWING NO C-536010	RESTRICTED TO —
MATERIAL HSG 1, POST 2	WEIGHT —	FINISH POST 3	
	CUSTOMER DRAWING	SCALE 5:1	SHEET 1 OF 1 REV F