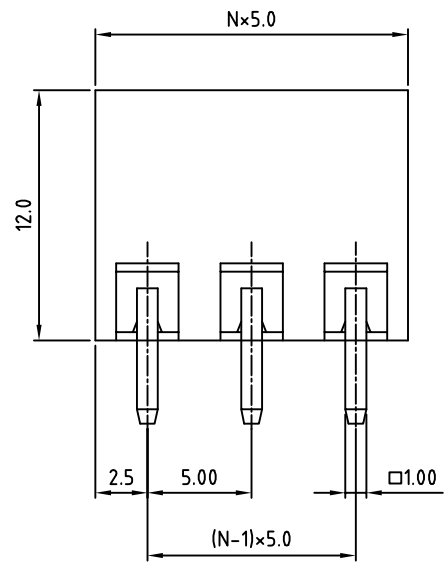
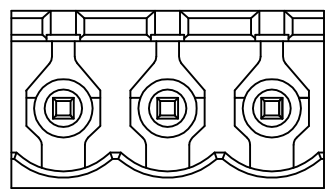
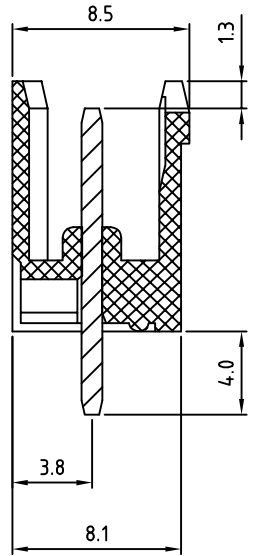


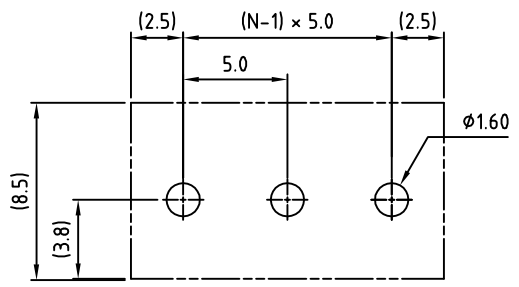
SIGN	DATE	DESCRIPTION	APPROVER
THIS IS CAD DRAWING, DO NOT REVISE MANUALLY!!!			



N = Number of contacts



P.C.B LAYOUT



Material

- Terminal body
(contact pin): Brass(CuZn) Tin plated
- Insulator (housing): Thermoplastic (UL94V-0)

Electrical cULus/VDE/TUV

- Voltage rating: 300VAC/300VAC/300VAC
- Current rating: 20A/20A/20A
- Withstanding Voltage: 1.6KV/2.5KV/2.5KV
- Operating temperature: -30°C to +105°C
- Soldering temperature: 250°C±10°C/5 Sec
- Safety Approval:

RoHS Compliant

PART NUMBER:

OSTOQXX7050

No. of Poles
02: 2 Poles
:
:
24: 24 Poles

COLOR
0: Black
5: Green (Standard)
6: Blue
8: Grey



THESE DRAWINGS AND SPECIFICATIONS ARE THE PROPERTY OF ON-SHORE TECHNOLOGY, INC. AND SHALL NOT BE REPRODUCED, COPIED OR USED IN ANY MANNER WITHOUT THE PRIOR WRITTEN CONSENT OF ON-SHORE TECHNOLOGY, INC.

TITLE		OSTOQ 5.0mm series Open vertical 2p-24p			
PART NO.	OSTOQXX7050	DWG NO.	OSTOQXX7050.DWG		
APPROVED	CHECKED	DESIGNED	DRAWN	CUST NO.	Tolerance
Shi Jun 2006.10.31	Marvin 2006.10.31	Marvin 2006.10.31	Marvin 2006.10.31		X. ±0.50 X.X ±0.30 X.XX ±0.10 X° ±1°
				SHEET: 01/01	UNIT: mm SCALE: NONE REV.: G