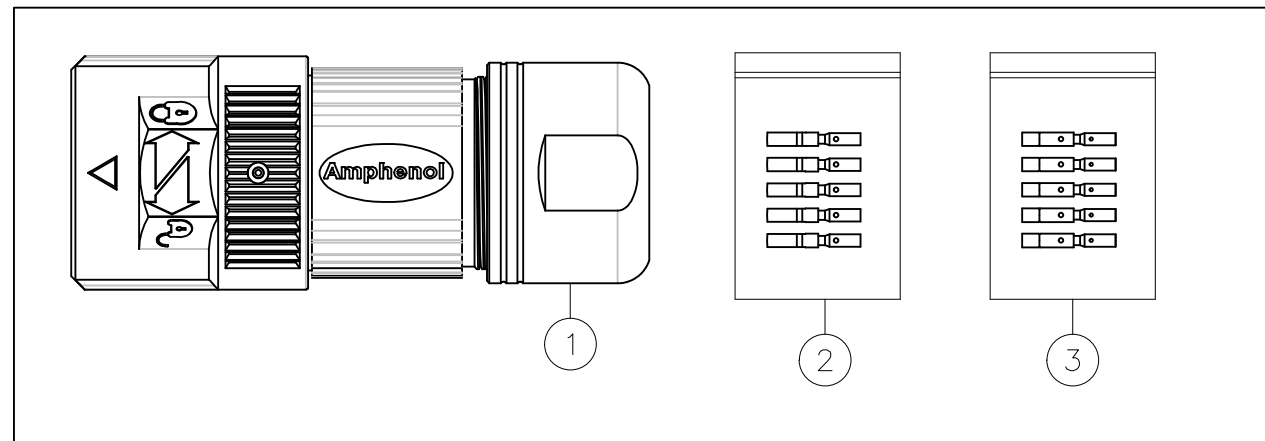
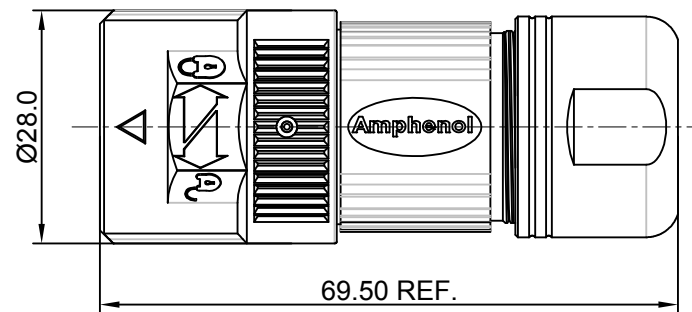
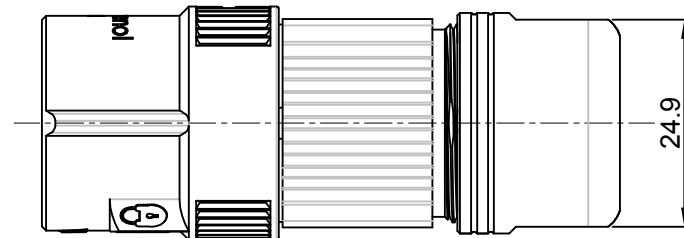
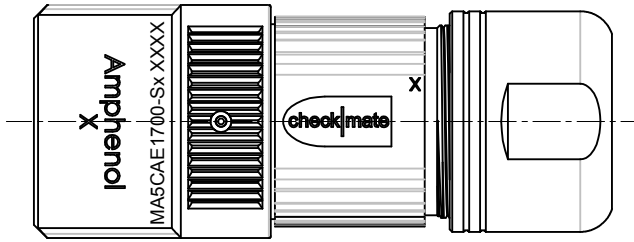
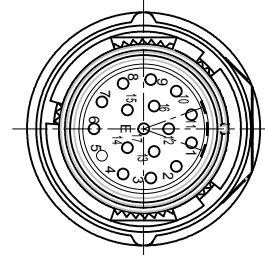


E type, Normal Key



| REVISIONS | | | | | |
|-----------|-----|---------------|------------|-------|-------|
| REV | ECO | DESCRIPTION | DATE | BY | APPR |
| A1 | - | FIRST RELEASE | Nov.6,2017 | White | Tommy |

NOTES: UNLESS OTHERWISE SPECIFIED

- MATERIAL:
 - INSULATION INSERT: PA66,UL94 V0
 - SEAL: VITON, EPDM
 - HOUSING BODY: ZINC DIE CAST, NICKEL PLATED
 - COUPLING NUT: ZINC DIE CAST, NICKEL PLATED
 - CONTACT: COPPER ALLOY, GOLD PLATED
- SPECIFICATIONS:
 - 2.1 CURRENT RATING: 9 AMPS
 - 2.2 VOLTAGE RATING: 125 V AC/DC
 - 2.3 CONTACT RESISTANCE: <5 mOHMS
 - 2.4 OPERATING TEMPERATURE: -20°C TO +130°C
 - 2.5 DIELECTRIC WITHSTANDING VOLTAGE: LESS THAN 2 MILLIAMPS CURRENT LEAKAGE @ 2500 VOLTS AC.
 - 2.6 DEGREE OF PROTECTION: IP67 (MATED CONDITION)
 - 2.7 DEGREE OF POLLUTION: 3 PER UL840
 - 2.8 OVERVOLTAGE CATEGORY: III PER UL840
 - 2.9 MATING CYCLE DURABILITY: >500 CYCLES
 - 2.10 RoHS COMPLIANT

3. ALL DIMENSIONS ARE FOR REFERENCE USE ONLY.

| Item | Part number | Connector P/N | Cable OD Range |
|------|--------------------|---------------|----------------|
| 1 | MA5CAE1700S-S1-KIT | MA5CAE1700-S1 | 4.5~7.5 mm |
| 2 | MA5CAE1700S-S2-KIT | MA5CAE1700-S2 | 7.5~11.0 mm |
| 3 | MA5CAE1700S-S3-KIT | MA5CAE1700-S3 | 11.0~15.0 mm |

| 17 | SC000030 | CONTACT, SOCKET, Ø1.0mm,CRIMP 24~28AWG | 3 |
|----------|---------------|----------------------------------------|------|
| 17 | SC000044 | CONTACT, SOCKET, Ø1.0mm,CRIMP 18~22AWG | 2 |
| 1 | MA5CAE1700-Sx | CONNECTOR | 1 |
| QUANTITY | PART NUMBER | DESCRIPTION | ITEM |

| MATERIALS LIST | | | |
|--------------------------|-------|----------------------------------------------------------------------------------------------------------------------------------------------------------------------------------------------------------------------------------------------------------------------|--------------|
| SIGNATURES | | DATE | |
| DRAWN: | White | Nov.6,2017 | |
| CHECKED: | Tod | Nov.6,2017 | |
| ENGINEER: | | | |
| APPROVAL: | Tommy | Nov.6,2017 | |
| MATERIAL SPECIFICATIONS: | | CUSTOMER: | |
| PROCESS SPECIFICATIONS: | | THIS DRAWING IS SUPPLIED FOR INFORMATION ONLY. DESIGN FEATURES, SPECIFICATIONS AND PERFORMANCE DATA SHOWN HEREON ARE THE PROPERTY OF THE AMPHENOL CORPORATION. NO RIGHTS OF REPRODUCTION ARE IMPLIED. ALL DIMENSIONS ARE SUBJECT TO NORMAL MANUFACTURING VARIATIONS. | |
| NEXT ASSY: | | SIZE | REVISION |
| | | B C- | A1 |
| | | SCALE: NONE | SHEET 1 OF 1 |

Amphenol

Sine Systems - www.amphenol-sine.com
44724 Morley Drive
Clinton Township, MI 48036

KIT;M23A,PLUG,STR,17P,E TYPE, CHECKMATE

TITLE: KIT;M23A,PLUG,STR,17P,E TYPE, CHECKMATE
DWG NO: MA5CAE1700S-Sx-KIT
REV: A1
SH: 1
OF: 1