

# 3mm (T1) Package Discrete LED RED/GREEN, Bi-Color



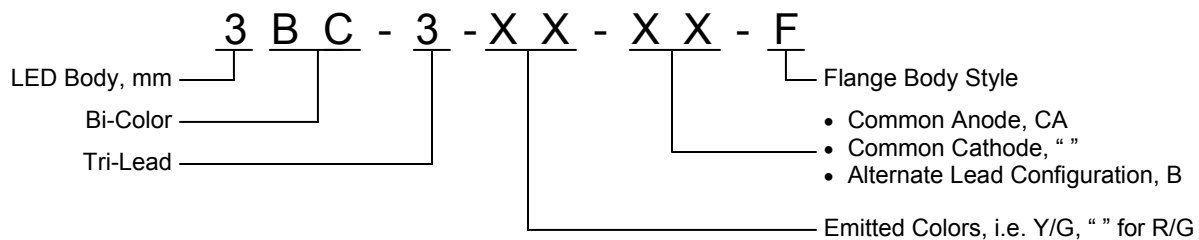
## 3BC-3-F

- ◆ Industry Standard 3mm (T1) Package
- ◆ RoHS Compliant
- ◆ White Diffused Lens
- ◆ Available in Flange (F) Style
- ◆ 3-Lead Bi-Color LED
- ◆ Ideal for Status Indication and Display

Bivar 3mm T1 Package 3-Lead Bi-Color is ideal for those applications where multiple signals need to be displayed at the same location such as standby-on indication for server or computer peripherals. When needed, the 3rd color signal could be created by powering up both chips together for on-off-standby applications that require three distinct signals. Bivar offers white diffused LED lens for uniform light output. The Flange LED is ideal for Panel Mount Clip & Ring assemblies. This 3-Lead Bi-color LED package comes in a common cathode Lead Frame configuration.

Part Number	Material	Emitted Color	Peak. Wavelength $\lambda_p$ (nm) TYP.	Lens Appearance	Viewing Angle
3BC-3-F	GaAsP/GaP	RED	625nm	White Diffused	40°
	GaP/GaP	GREEN	568nm		

## Part Number Designation

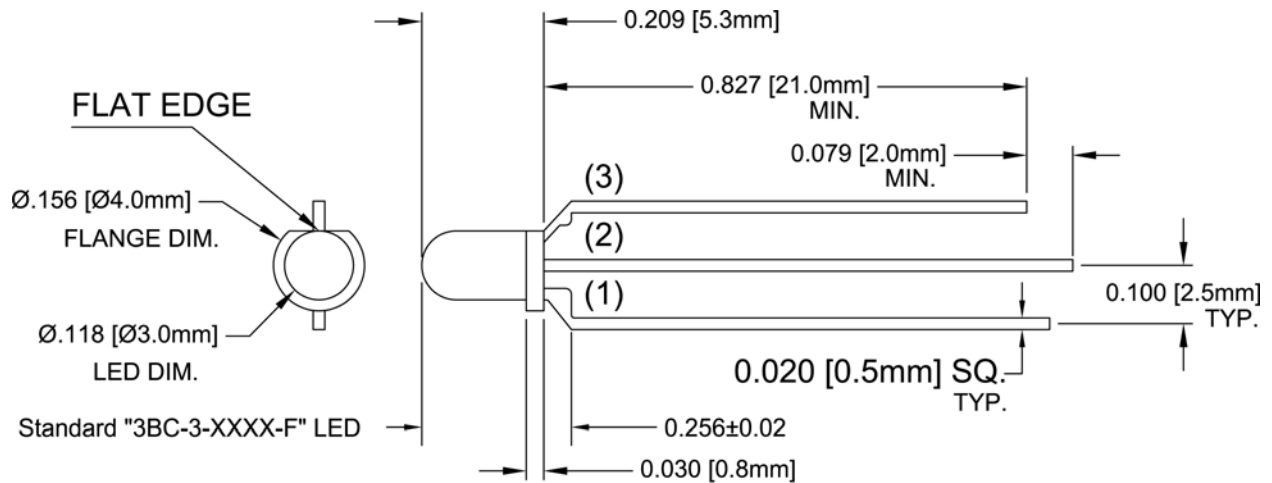


Bivar reserves the right to make changes at any time without notice.

# 3mm (T1) Package Discrete LED RED/GREEN, Bi-Color

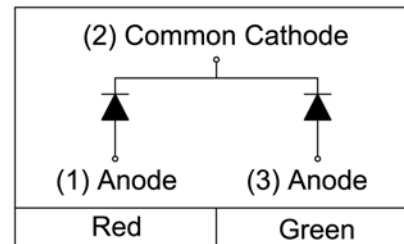


## Outline Dimensions



Recommended Mounting

Hole Size =  $\varnothing.032^{+.003}_{-.002}$



### Outline Drawings Notes:

1. All dimensions are in inches [millimeters].
2. Standard tolerance:  $\pm 0.010$ " unless otherwise noted.
3. Tolerance of overall epoxy outline:  $\pm 0.020$ " unless otherwise noted.
4. Epoxy meniscus may extend to 0.060" max.

Bivar reserves the right to make changes at any time without notice.

## Absolute Maximum Ratings

T<sub>A</sub> = 25°C unless otherwise noted

Power Dissipation	80 mW
Forward Current ( DC )	30 mA
Peak Forward Current <sup>1</sup>	150 mA
Operating Temperature Range	-25 ~ +85°C
Storage Temperature Range	-30 ~ +100°C
Lead Soldering Temperature ( 3 mm from the base of the epoxy bulb ) <sup>2</sup>	260°C

Notes: 1. 10% Duty Cycle, Pulse Width ≤ 0.1 msec.      2. Solder time less than 5 seconds at temperature extreme.

## Electrical / Optical Characteristics

T<sub>A</sub> = 25°C & I<sub>F</sub> = 20 mA unless otherwise noted

Part Number	Emitted Color	Forward Voltage (V) <sup>1</sup>			Recommend Forward Current (mA)			Reverse Current (μA)	Dominant Wavelength (nm) <sup>2</sup>			Luminous Intensity I <sub>v</sub> (mcd)			Viewing Angle 2Θ ½ (deg)
		MIN	TYP	MAX	MIN	TYP	MAX	MAX	MIN	TYP	MAX	MIN	TYP	MAX	TYP
3BC-3-F	Red	/	2.0	2.8	/	20	/	100	/	/	/	/	30	/	40
	Green	/	2.1	2.8					/	/	/	/	30	/	

Notes: 1. Tolerance of forward voltage : ±0.05V.      2. Tolerance of dominant wavelength : ±1.0nm.

## Typical Electrical / Optical Characteristics - Red

$T_A = 25^\circ\text{C}$  unless otherwise noted



Fig. 1 Relative Luminous Intensity vs. Wavelength @ 20mA

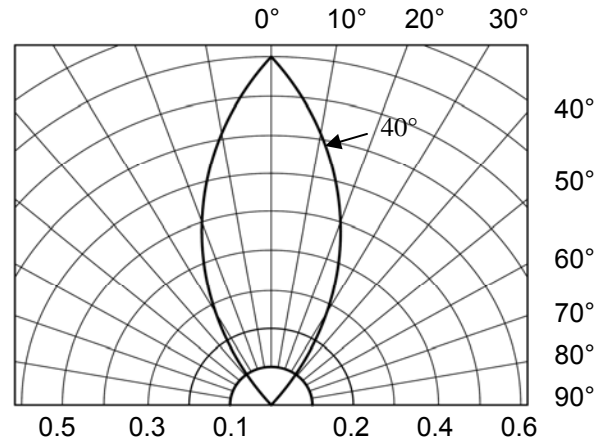


Fig. 2 Directivity Radiation Diagram

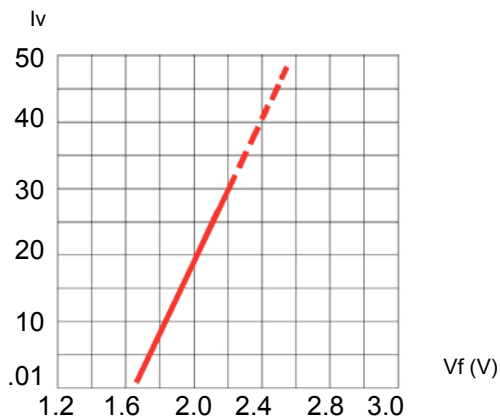


Fig. 3 Relative Intensity (10mA) vs. Forward Voltage



Fig. 4 Relative Luminous Intensity (%) vs. Forward Current

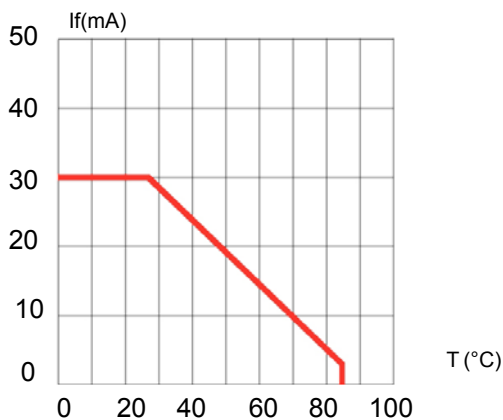


Fig. 5 Forward Current vs. Temperature



Fig. 6 Relative Intensity (%) vs. Temperature @ 20 mA

Bivar reserves the right to make changes at any time without notice.

## Typical Electrical / Optical Characteristics - Green

$T_A = 25^\circ\text{C}$  unless otherwise noted

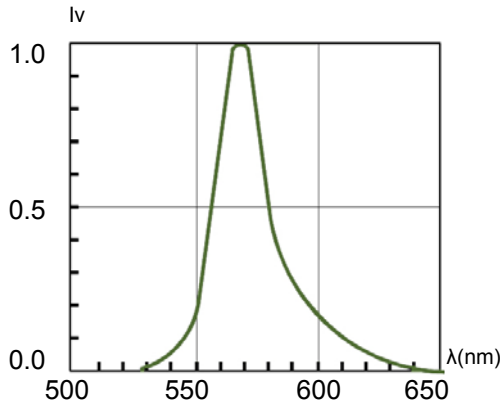


Fig. 1 Relative Luminous Intensity vs. Wavelength @ 20mA



Fig. 2 Directivity Radiation Diagram

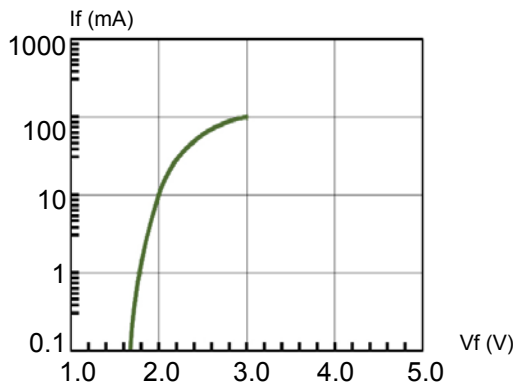


Fig. 3 Forward Current vs. Forward Voltage



Fig. 4 Relative Luminous Intensity vs. Forward Current Normalize @ 20 mA

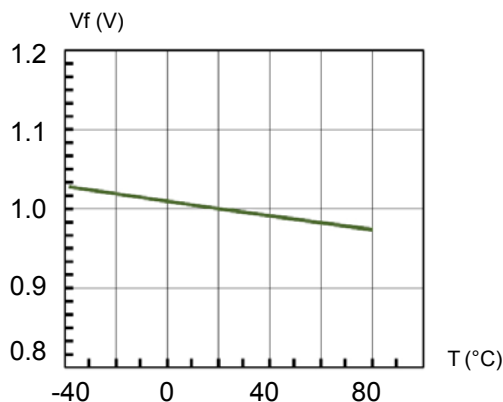


Fig. 5 Forward Voltage vs. Temperature



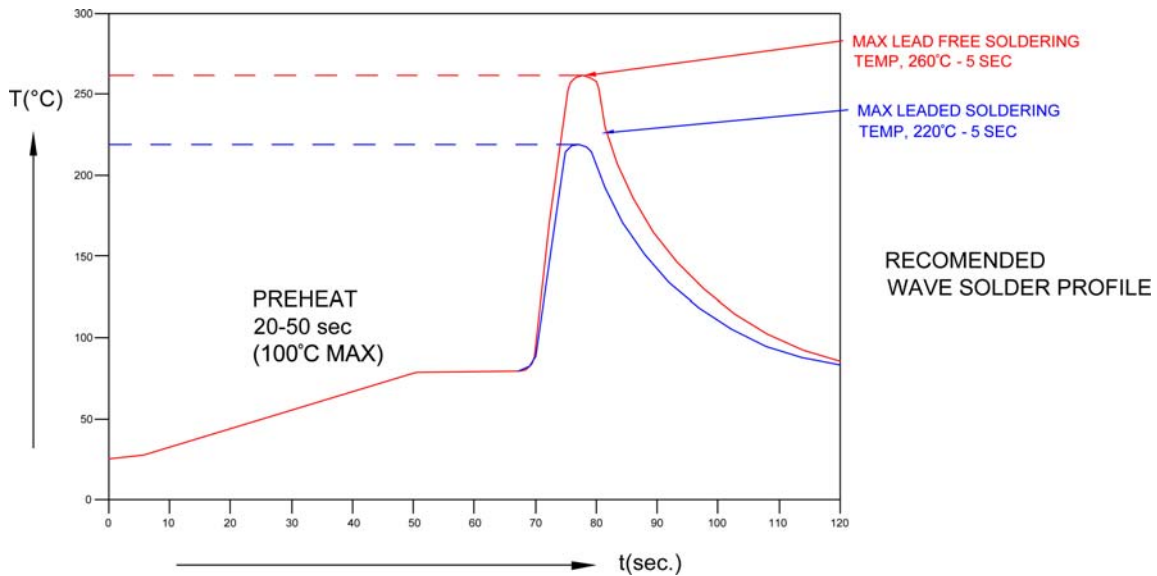
Fig. 6 Relative Luminous Intensity vs. Temperature

Bivar reserves the right to make changes at any time without notice.

# 3mm (T1) Package Discrete LED RED/GREEN, Bi-Color

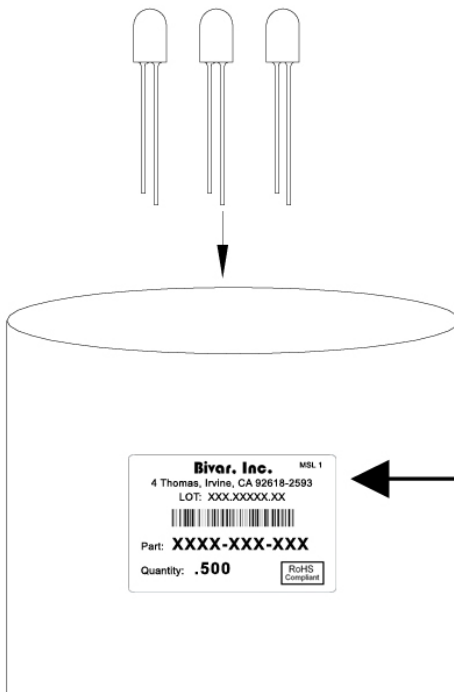


## Recommended Soldering Conditions



Recommended Lead Free Wave Soldering Profile	
Preheat Temperature: 100°C Max.	Peak Temperature: 260°C Max.
Preheat Time: 20 ~ 50 Seconds	Solder Time Above 217°C: 5 Seconds Max.
Note: Turn off top heater at preheat to prevent the lamp body directly exposed to the heat source.	

## Packaging and Labeling Plan



**Bivar, Inc.** MSL 1

4 Thomas, Irvine, CA 92618-2593  
 LOT: XXX.XXXXX.XX



Part: **XXXX-XXX-XXX**

Quantity: **.500**

RoHS Compliant

AntiStatic Poly Bag with Desiccant  
(500 pcs Max. per Bag)

Bivar reserves the right to make changes at any time without notice.