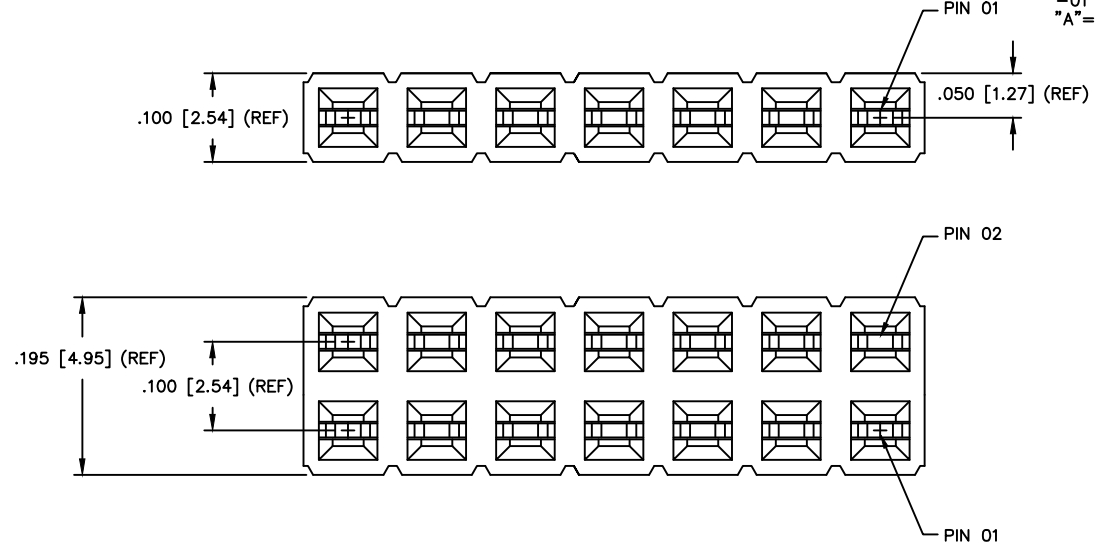


UNLESS OTHERWISE NOTED  
 DIMENSIONS ARE IN INCHES  
 TOLERANCES ARE:  
 ONE PLACE DECIMALS ± .1 [3] THREE PLACE DECIMALS ± .005 [.13]  
 TWO PLACE DECIMALS ± .01 [.3] FOUR PLACE DECIMALS ± .0020 [.051]

TITLE:  
 LOW PROFILE  
 SOCKET STRIP

DWG NO:  
 SLW-1XX-01-X-X  
 SHEET 1 OF 1

CRITICAL DIMENSION INSPECTION TABLE	
ASSEMBLY OPERATION	IN-PROCESS INSPECTION
FILL	C1
ROTARY CUT	C2



SLW-1XX-01-X-X

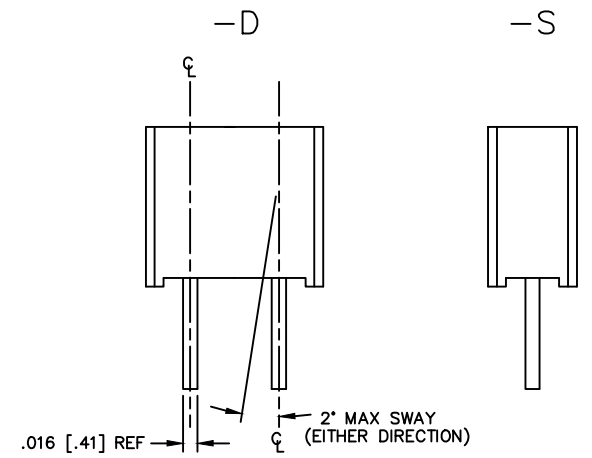
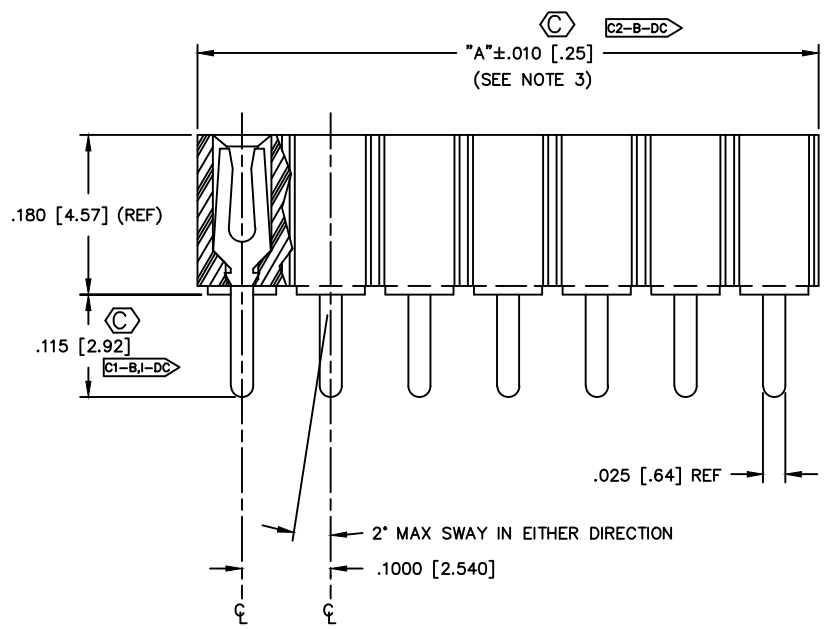
**POSITION SPECIFICATION**  
 -01 THRU -50 PER ROW  
 "A" = NO. OF POS. x .100 [2.54]

**CONTACT STYLE**  
 -01: USE C-28-X

**ROW SPECIFICATION**  
 -D: DOUBLE (USE SLW-50-D)  
 -S: SINGLE (USE SLW-50-S)

**PLATING SPECIFICATION**  
 -G: 20μ" GOLD IN CONTACT AREA, 3μ" GOLD ON TAIL  
 -T: MATTE TIN CONTACT AND TAIL  
 -S: 30μ" SELECTIVE GOLD IN CONTACT AREA, MATTE TIN ON TAIL  
 -F: 3μ" FLASH SELECTIVE GOLD IN CONTACT AREA, MATTE TIN ON TAIL  
 -H: 30μ" HEAVY GOLD IN CONTACT AREA, 3μ" GOLD TAIL  
 -L: 10μ" LIGHT SELECTIVE GOLD IN CONTACT AREA, MATTE TIN ON TAIL

- NOTES:
- MIN PUSHOUT FORCE: 1 lb.
  - MAX BOW: .005 in/in [mm/mm], .025 [.64]
  - CUT END WALLS TO BE .012 [.30] MIN.
  - (C) REPRESENTS CRITICAL DIM.
- FOR STATISTICAL PROCESS CONTROL:
- .010 [.25] MAX CUT FLASH
  - NO TUBE PACKAGING REQUIRED



PLOT SCALE: 1=1

**samtec** MISC/UKTB  
SLW-MKT

520 PARK EAST BLVD. NEW ALBANY, INDIANA 47150  
 PHONE (812) 944-8733 P.O. BOX 1147  
 CODE 55322

MADE BY: PURVIS 9-4-87	ENG. APPROVAL: DEM	SLW-1XX-01-X-X
CHECKED BY: McCARTIN		SHEET 1 OF 1

Do not scale from this print

**PROPRIETARY NOTE**  
 THIS DOCUMENT CONTAINS INFORMATION CONFIDENTIAL AND PROPRIETARY TO SAMTEC INC. AND SHALL NOT BE REPRODUCED OR TRANSFERRED TO OTHER DOCUMENTS OR DISCLOSED TO OTHERS OR USED FOR ANY PURPOSE OTHER THAN THAT FOR WHICH IT WAS OBTAINED WITHOUT THE EXPRESSED WRITTEN CONSENT OF SAMTEC INC.