

Contact insert - HC-Q12-I-CT-F - 1418625

Please be informed that the data shown in this PDF Document is generated from our Online Catalog. Please find the complete data in the user's documentation. Our General Terms of Use for Downloads are valid (<http://phoenixcontact.com/download>)




Contact insert, Size: D7, Number of positions: 12+PE, Socket, Crimp connection, 400 V, 10 A, 0.14 mm² ... 2.5 mm²

Why buy this product

- Can be keyed in seconds thanks to plastic profiles
- 16 coding options without loss of contact space.
- For all D7 housing designs
- Cost-effective and saves space thanks to high number of contacts within a small surface area
- Contact insert including IP65 sealing screw

Key Commercial Data

Packing unit	1 STK
GTIN	 4 055626 249384
GTIN	4055626249384

Technical data

General

Note	For HC-D7 housing, crimp contacts CK1,6-ED (crimp contacts not included in scope of supply)
Connection method	Crimp connection
	PE connection
Degree of pollution	3
Overvoltage category	III
Number of positions	12+PE
Insertion/withdrawal cycles	≥ 500
Size	D7
Conductor cross section	0.14 mm ² ... 2.5 mm ²
Connection cross section AWG	26 ... 14
Stripping length of the individual wire	8 mm

Contact insert - HC-Q12-I-CT-F - 1418625

Technical data

General

	6 mm (2.5 mm ²)
Assembly instructions	Connectors may be operated only when there is no load/voltage.
Connection	Contact insert including IP67 sealing screw.

Ambient conditions

Ambient temperature (operation)	-40 °C ... 125 °C (including heating up of contacts)
---------------------------------	--

Material data

Contact material	Copper alloy
Contact surface material	Ag (alternatively Au)
Contact carrier material	PC

Electrical characteristics

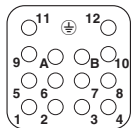
Rated voltage (III/3)	400 V
Rated surge voltage	6 kV
Rated current	10 A

Standards and Regulations

Flammability rating according to UL 94	V0
--	----

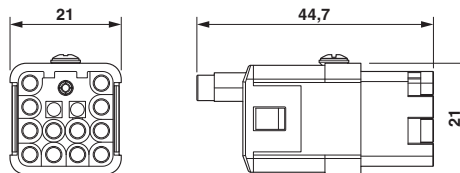
Drawings

Schematic diagram



Pin assignment connection side. Position A and B for coding profiles


Dimensional drawing




Dimensional drawing: HC-Q 12-I-CT-F

Contact insert - HC-Q12-I-CT-F - 1418625

Approvals

UL Recognized		http://database.ul.com/cgi-bin/XYV/template/LISEXT/1FRAME/index.htm	E118976
mm ² /AWG/kcmil		14	
Nominal current I _N		15 A	
Nominal voltage U _N		600 V	

EAC		EAC-Zulassung
-----	---	---------------

Phoenix Contact 2017 © - all rights reserved
<http://www.phoenixcontact.com>

PHOENIX CONTACT GmbH & Co. KG
Flachsmarktstr. 8
32825 Blomberg
Germany
Tel. +49 5235 300
Fax +49 5235 3 41200
<http://www.phoenixcontact.com>