


NOTES:

1. ROHS COMPLIANT
2. HEADER: DAP (DIALLYL PHTHALATE) WITH FLAMMABILITY RATING UL 94V-0 OR BETTER.
3. STORAGE TEMPERATURE: -20°C TO +125°C
4. COMPLIANCE TO J-STD:
 - A. J-STD-002: SOLDERABILITY AT 245°C REFLOW PROFILE
 - B. J-STD-020: LEVEL 1, NO MOISTURE SENSITIVE
 - C. J-STD-075: R7, 245°C MAXIMUM THROUGH REFLOW SOLDER
5. TO ORDER TAPE & REEL PACKAGING ADD A "T" SUFFIX TO THE PART NUMBER(i.e H6080FNL BECOMES H6080FNLT).

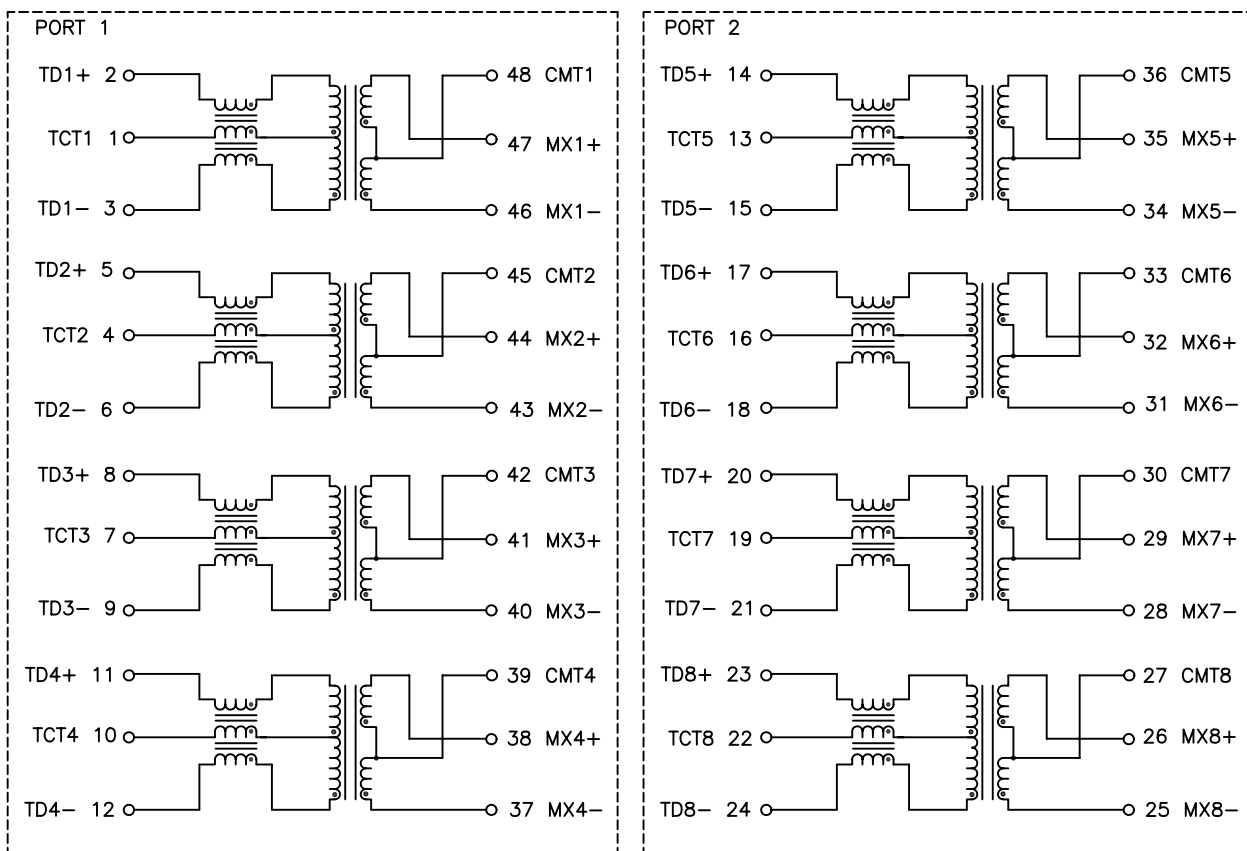


FINAL OUTLINE

© Copyright, 2014. Pulse Electronics Corp. All rights reserved. Pulse confidential & proprietary. (06/26/14)

PRODUCT DESCRIPTION	TLA DRAWING	PS DRAWING	SHEET	PART NO.	DATASHEET REV.
MDL,DUAL,1GP,1:1,SM,TU	H6080FNL-10	PS-2747.001-B	1 OF 3	H6080FNL	A

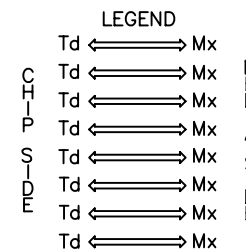
ELECTRICAL CHARACTERISTICS AT +25°C UNLESS OTHER SPECIFIED
MEETS IEEE 802.3 SPECIFICATION



SCHEMATIC

PARAMETER	SPECIFICATIONS	
OPERATING TEMP	0°C - 70 °C	
URNS RATIO	1 : 1 ±3%	
POLARITY	PER SCHEMATIC	
INSERTION LOSS	100 KHz	1-125 MHz
	-1.2 dB MAX	-0.2-0.002*f ^{1.4} dB MAX
RETURN LOSS (Z OUT = 100 OHM±15%)	.1-40 MHz	40-100 MHz
	-16 dB MIN	-10+20*LOG ₁₀ (f/80 MHz) dB MIN
INDUCTANCE (OCL) (MEDIA SIDE, 0°C-70°C)	350 uH MIN	(MEASURED AT 100 KHz, 100 mVRMS AND WITH 8 mA DC BIAS)
	1 MHz	10-100 MHz
CROSSTALK, ADJACENT CHANNELS	-50 dB MIN	-50+22*LOG ₁₀ (f/10) dB MIN
	2 MHz	30-200 MHz
COMMON MODE REJECTION RATIO	-50 dB MIN	-15+20*LOG ₁₀ (f/200) dB MIN
	2 MHz	30-200 MHz
DIFFERENTIAL TO COMMON MODE REJECTION	-50 dB MIN	-15+20*LOG ₁₀ (f/200) dB MIN
	2 MHz	30-200 MHz
DC RESISTANCE 1/2 WINDING	.65 OHMS MAX	
DC RESISTANCE IMBALANCE	±.065 OHMS MAX (CENTER TAP SYMMETRY)	
DC CURRENT/ VOLTAGE RATING	350 mA MAX @ 57V (CONTINUOUS)	
INPUT - OUTPUT ISOLATION	1500 VRMS MIN @ 60 SECONDS	

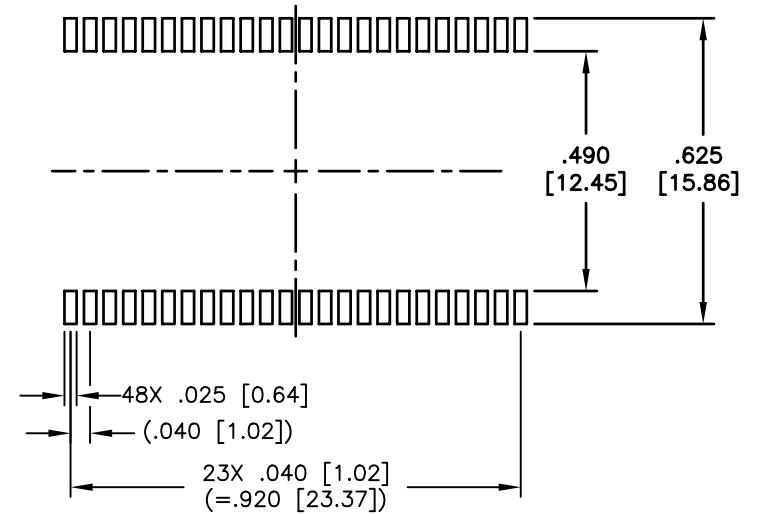
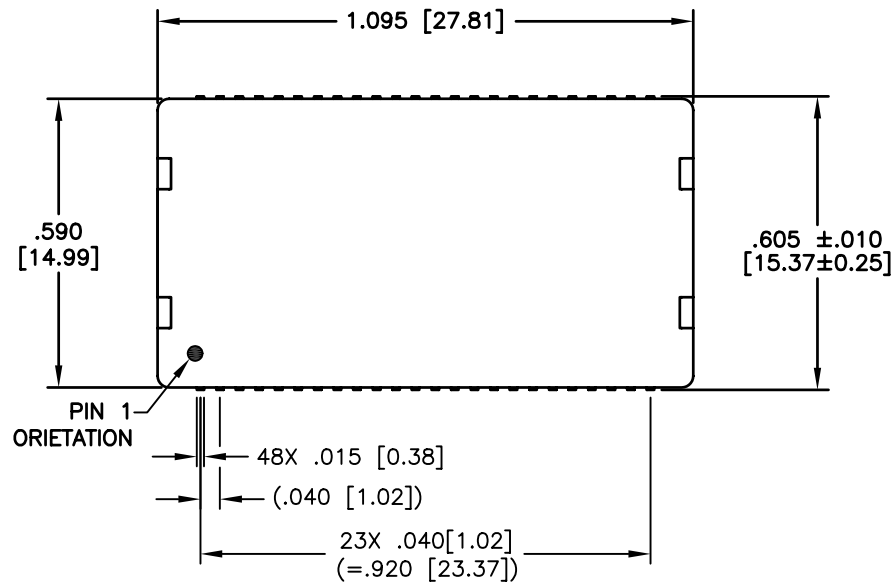
NOTE: f IS FREQUENCY IN MHZ.



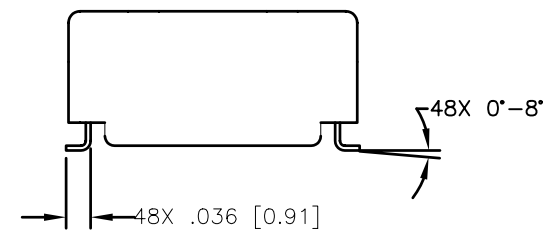
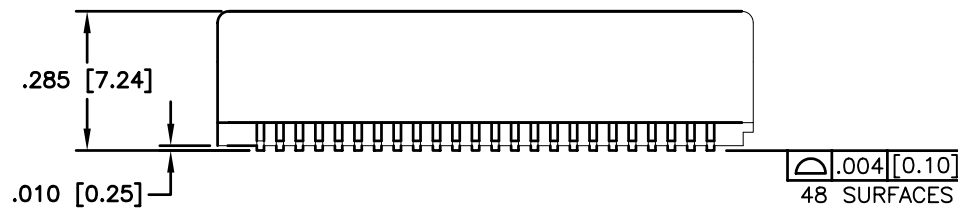
ALL CHANNELS ARE
IN PHASE BETWEEN
INPUT AND OUTPUT

© Copyright, 2014. Pulse Electronics Corp. All rights reserved. Pulse confidential & proprietary. (06/26/14)

PRODUCT DESCRIPTION	TLA DRAWING	PS DRAWING	SHEET	PART NO.	DATASHEET REV.
MDL,DUAL,1GP,1:1,SM,TU	H6080FNL-10	PS-2747.001-B	2 OF 3	H6080FNL	A



SUGGESTED LAND PATTERN



DIMENSIONS ARE IN INCHES [MILLIMETERS] WITH THE FOLLOWING TOLERANCES: [MILLIMETERS] ARE FOR REFERENCE ONLY.
 .XX= ±.01 [±0.25]
 .XXX= ±.005 [±0.13]

© Copyright, 2014. Pulse Electronics Corp. All rights reserved. Pulse confidential & proprietary. (06/26/14)

PRODUCT DESCRIPTION	TLA DRAWING	PS DRAWING	SHEET	PART NO.	DATASHEET REV.
MDL,DUAL,1GP,1:1,SM,TU	H6080FNL-10	PS-2747.001-B	3 OF 3	H6080FNL	A