

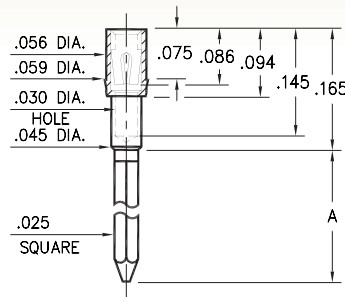
# WRAPOST RECEPTACLES

FOR .015" - .025" DIAMETER PINS

## 1702/1703

170X-X-15-XX-30-XX-02-0

Press-fit in .057 mounting hole

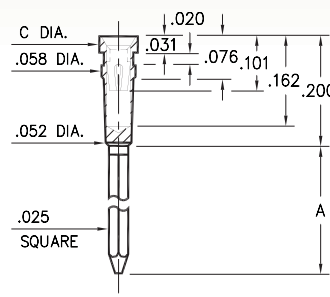


Basic Part Number	# of Wraps	Length A
1702-2	2	.370
1703-3	3	.510

## 0038 ⇨ 0040/0066 ⇨ 0068

00XX-X-17-XX-30-XX-02-0

Press-fit in .057 mounting hole

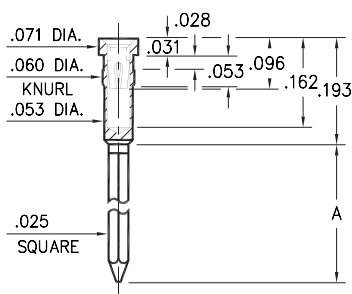


Basic Part #	# of Wraps	Length A	Dia. C
0040-1	1	.260	.072
0039-2	2	.360	
0038-3	3	.500	
0068-1	1	.260	.062
0067-2	2	.360	
0066-3	3	.500	

## 0086/0088/0089

008X-X-17-XX-3X-XX-02-0

Press-fit in .057 mounting hole

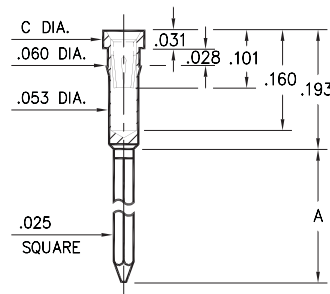


Basic Part Number	# of Wraps	Length A
0089-2	2	.370
0088-3	3	.510
0086-4	4	.630

## 1030 ⇨ 1036

103X-X-17-XX-3X-XX-02-0

Press-fit in .057 mounting hole

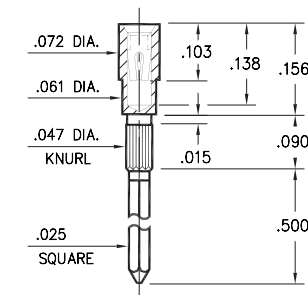


Basic Part #	# of Wraps	Length A	Dia. C
1032-1	1	.260	.072
1031-2	2	.360	
1030-3	3	.510	
1036-1	1	.260	.062
1035-2	2	.360	
1034-3	3	.510	

## 1045

1045-3-17-XX-30-XX-02-0

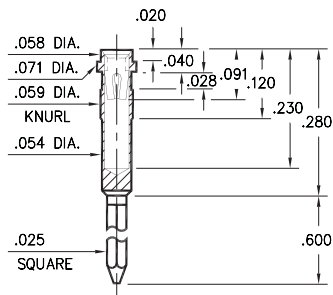
Press-fit in .043 mounting hole



## 1040

1040-3-17-XX-30-XX-02-0

Press-fit in .056 mounting hole



### SPECIFICATIONS:

**Shell Material:** Brass Alloy 360, 1/2 Hard

**Contact Material:** Beryllium Copper Alloy 172, HT

**Dimensions:** Inches

**Tolerances On:** Lengths: ±.005

Diameters: ±.002

Angles: ±2°



**ORDER CODE:** XXXX - X - 17 - XX - XX - XX - 02 - 0

**BASIC PART #**

**SPECIFY SHELL FINISH:**

- 01 200 μ" TIN/LEAD OVER NICKEL
- ◆ 80 200 μ" TIN OVER NICKEL (RoHS)
- ◆ 15 10 μ" GOLD OVER NICKEL (RoHS)

**SPECIFY CONTACT FINISH:**

- 02 100 μ" TIN/LEAD OVER NICKEL
- ◆ 84 100 μ" TIN OVER NICKEL (RoHS)
- ◆ 27 30 μ" GOLD OVER NICKEL (RoHS)

**SELECT CONTACT:**

**#30 or #32 CONTACT (DATA ON PAGE 253)**

(For alternate contact choices, see groups B and C on page 248)

