



**PART No. CWBA248**

for more information visit  
[www.hammfg.com](http://www.hammfg.com)

Data subject to change without notice


Isometric drawing Not to Scale



BACK VIEW




LEFT SIDE VIEW



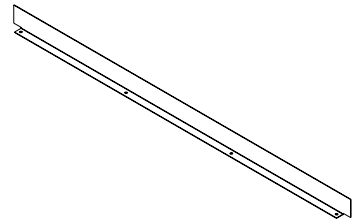
FRONT VIEW



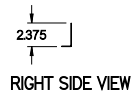
BOTTOM VIEW



TOP VIEW



ISOMETRIC VIEW



RIGHT SIDE VIEW