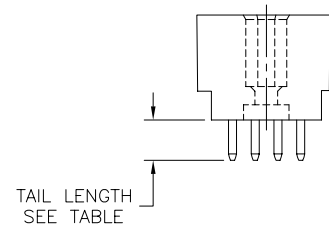
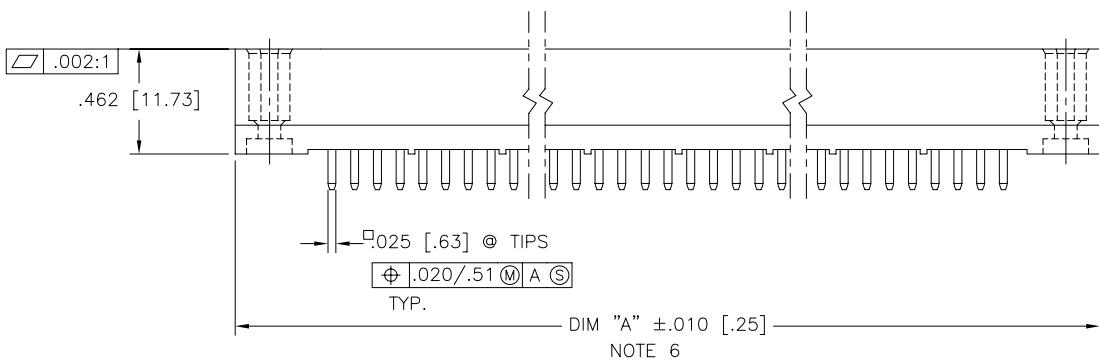
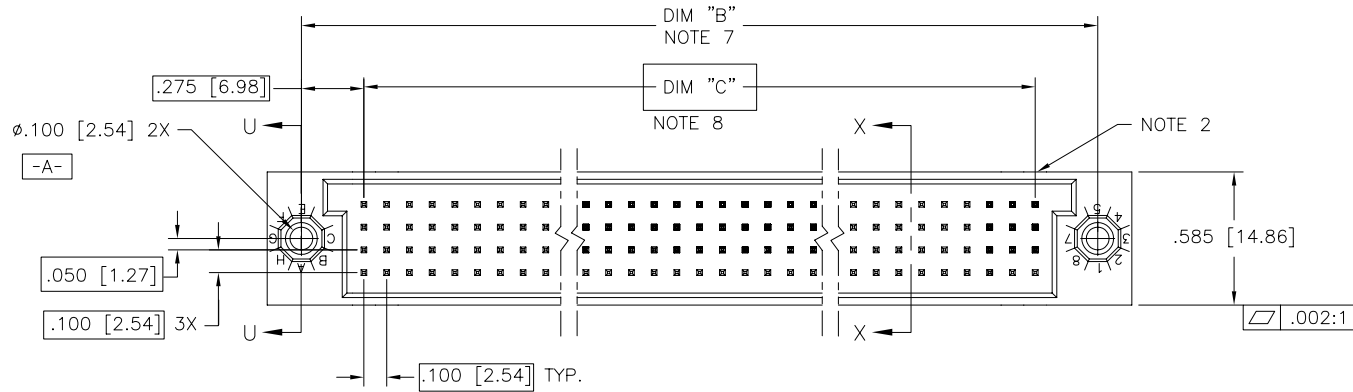


PRODUCT NUMBER  
SEE TABLE



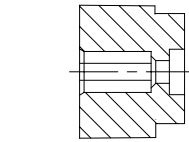
Copyright FCI

|                       |          |                       |                                  |                                       |   |         |
|-----------------------|----------|-----------------------|----------------------------------|---------------------------------------|---|---------|
| mat'l. code<br>NOTE 4 |          | surface<br>ISO 1302 ✓ | tolerance<br>ISO 406<br>ISO 1101 | projection<br>⊕                       | product family<br>HPC                               |         |
| ltr                   | ecn no   | dr                    | date                             | tolerances unless otherwise specified | title   |         |
| K                     | v40941   | PDP                   | 6/1/94                           | angles                                | 4 ROW VERTICAL HEADER<br>W/SOLDER TAIL PINS, 0 G.P. |         |
| L                     | v90018   | HTB                   | 1/8/99                           | linear                                |   |         |
| M                     | v00272   | JWS                   | 2/1/00                           | 0'±2'                                 | INCH/MM   |         |
| N                     | v05-0475 | DAI                   | 7/20/05                          | dr                                    | scale 1:1   |         |
| P                     | v05-0723 | HTB                   | 7/20/05                          | engr                                  | D.HORCHLER  | 7/20/05 |
| R                     | v05-1039 | DAI                   | 11/11/05                         | chr                                   | T.BREWBAKER   | 7/20/05 |
| S                     | M06-0283 | MHT                   | 7/27/06                          | appd                                  | D.HORCHLER  | 7/20/05 |
| sheet                 | revision | S                     | S                                | S                                     | S   |         |
| index                 | sheet    | 1                     | 2                                | 3                                     | 4   |         |

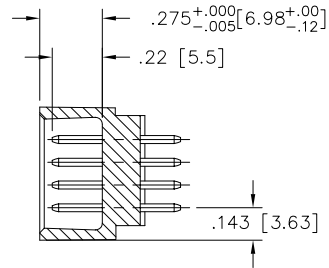


dwg no 50015 sheet 1 of 4 size A3  
type Product Customer Drawing

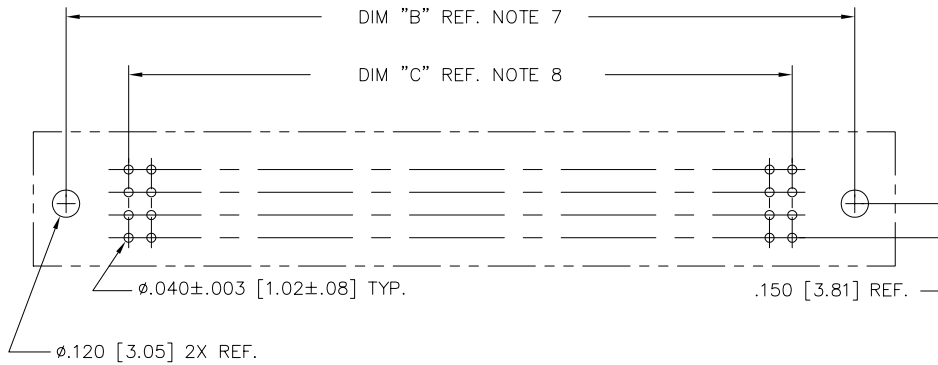
PRODUCT NUMBER  
SEE TABLE



SECTION U-U



SECTION X-X



RECOMMENDED PCB LAYOUT  
(ALL HOLES LOCATED ON .100/2.54 GRID  
UNLESS OTHERWISE SPECIFIED)

|                       |                |   |                                  |  |   |
|-----------------------|----------------|---|----------------------------------|--|---|
| mat'l. code<br>NOTE 4 |                | surface<br>ISO 1302 <input checked="" type="checkbox"/> | tolerance<br>ISO 406<br>ISO 1101 | projection<br>   | product family<br>HPC                               |
| ltr                   | ecn no         | dr  | date                             | tolerances unless otherwise specified                            | title   |
| S                     |                |   |                                  | angles linear<br>.xx±.01/.3<br>.xxx±.005/.13<br>.xxxx±.0020/.051 | 4 ROW VERTICAL HEADER<br>W/SOLDER TAIL PINS, 0 G.P. |
|                       |                |   |                                  | 0°±2'  | scale 1:1   |
|                       |                | dr  | D.INGRAM                         | 7/20/05  | dwg no  |
|                       |                | enr   | D.HORCHLER                       | 7/20/05  | sheet 2 of 4 size                                   |
|                       |                | chr   | T.BREWBAKER                      | 7/20/05  | 50015   |
|                       |                | appd  | D.HORCHLER                       | 7/20/05  | A3  |
| sheet index           | revision sheet |   |                                  |  | type Product Customer Drawing                       |

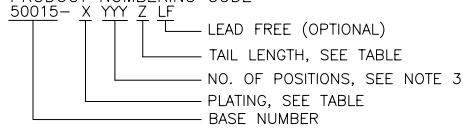




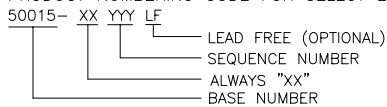
| PRODUCT NUMBER | NUMBER OF POSITIONS<br>NOTE 3 | TAIL LENGTH<br>±.015/0.38 | CONTACT PLATING |
|----------------|-------------------------------|---------------------------|-----------------|
| 50015-1YYYA    | YYY                           | .177/4.50                 | 30u"/.76u Au    |
| 50015-1YYYC    | YYY                           | .533/13.54                | 30u"/.76u Au    |
| 50015-1YYXD    | YYY                           | .733/18.62                | 30u"/.76u Au    |
| 50015-1YYYG    | YYY                           | .250/6.35                 | 30u"/.76u Au    |
| 50015-1YYYJ    | YYY                           | .120/3.05                 | 30u"/.76u Au    |
| 50015-3YYYA    | YYY                           | .177/4.50                 | 50u"/1.27u Au   |
| 50015-3YYYC    | YYY                           | .533/13.54                | 50u"/1.27u Au   |
| 50015-3YYXD    | YYY                           | .733/18.62                | 50u"/1.27u Au   |
| 50015-3YYYG    | YYY                           | .250/6.35                 | 50u"/1.27u Au   |
| 50015-3YYYJ    | YYY                           | .120/3.05                 | 50u"/1.27u Au   |
| 50015-5YYYA    | YYY                           | .177/4.50                 | 30u"/.76u GXT   |
| 50015-5YYYALF  | YYY                           | .177/4.50                 | 30u"/.76u GXT   |
| 50015-5YYYC    | YYY                           | .533/13.54                | 30u"/.76u GXT   |
| 50015-5YYYCLF  | YYY                           | .533/13.54                | 30u"/.76u GXT   |
| 50015-5YYXD    | YYY                           | .733/18.62                | 30u"/.76u GXT   |
| 50015-5YYXDLF  | YYY                           | .733/18.62                | 30u"/.76u GXT   |
| 50015-5YYYG    | YYY                           | .250/6.35                 | 30u"/.76u GXT   |
| 50015-5YYYGLF  | YYY                           | .250/6.35                 | 30u"/.76u GXT   |
| 50015-5YYYJ    | YYY                           | .120/3.05                 | 30u"/.76u GXT   |
| 50015-5YYYJLF  | YYY                           | .120/3.05                 | 30u"/.76u GXT   |
| 50015-XX022    | 128                           | .250/6.35                 | 30u"/.76u Au    |
| 50015-XX022LF  | 128                           | .250/6.35                 | 30u"/.76u GXT   |

NOTES:

1. PRODUCT NUMBERING CODE



PRODUCT NUMBERING CODE FOR SELECT LOAD



- ② MANUFACTURE'S LOGO, PN, AND LOT CODE TO APPEAR ON THIS SURFACE.
- ③ THIS PRODUCT IS CONFIGURED IN SIZES OF 6 THRU 80 COLUMNS IN INCREMENTS OF ONE, I.E. 6, 7, 8, 9, .....79, 80.
- ④ MATERIAL:  
HOUSING - GLASS AND MINERAL FILLED HIGH TEMPERATURE THERMOPLASTIC, FLAME RETARDANT PER UL94V-0. COLOR-BLACK  
CONTACT - PHOS BRONZE
- 5. PLATING:  
CONTACT AREA - SEE PRODUCT NUMBER TABLE  
TAILS-EITHER TIN OR TIN LEAD, SEE PRODUCT NUMBER TABLE
- ⑥ DIMENSION "A" CALCULATION = .100 (2.54) X NO. OF COLUMNS + .75 (19.1)
- ⑦ DIMENSION "B" CALCULATION = .100 (2.54) X NO. OF COLUMNS + .450(11.43)
- ⑧ DIMENSION "C" CALCULATION = .100 (2.54) X NO. OF COLUMNS - .100(2.54)
- 9. ALL POSITIONS ARE LOADED EXCEPT FOR -XXYYY ASSEMBLIES WHICH HAVE SELECTIVE LOADING.
- 10. THIS PRODUCT (WITH "LF" SUFFIX) MEETS EUROPEAN UNION DIRECTIVES AND OTHER COUNTRY REGULATIONS AS DESCRIBED IN GS-22-008.
- 11. THIS HOUSING WILL WITHSTAND EXPOSURE TO 260°C PEAK TEMPERATURE FOR 10-30 SECONDS IN A CONVECTION, INFRA-RED OR VAPOR PHASE REFLOW OVEN.

|             |          |            |      |                                       |         |                  |                            |                               |  |
|-------------|----------|------------|------|---------------------------------------|---------|------------------|----------------------------|-------------------------------|--|
| mat'l. code |          | surface    |      | tolerance                             |         | projection       |                            | product family                |  |
| NOTE 4      |          | ISO 1302 ✓ |      | ISO 406                               |         | ISO 1101         |                            | HPC                           |  |
| ltr         | ecn      | no         | dr   | tolerances unless otherwise specified |         | INCH/MM          |                            | title                         |  |
| S           |          |            |      | angles                                | linear  | .XX±.01/.3       | 4 ROW VERTICAL HEADER      |                               |  |
|             |          |            |      | 0'±2'                                 |         | .XXX±.005/.13    | W/SOLDER TAIL PINS, 0 G.P. |                               |  |
|             |          |            |      |                                       |         | .XXXX±.0020/.051 | scale 1:1                  |                               |  |
|             |          |            | dr   | D.INGRAM                              | 7/20/05 | FCI              |                            | dwg no                        |  |
|             |          |            | enr  | D.HORCHLER                            | 7/20/05 |                  |                            | sheet 4 of 4 size             |  |
|             |          |            | chr  | T.BREWBAKER                           | 7/20/05 |                  |                            | 50015 A3                      |  |
|             |          |            | appd | D.HORCHLER                            | 7/20/05 |                  |                            | type Product Customer Drawing |  |
| sheet       | revision |            |      |                                       |         |                  |                            |                               |  |
| index       | sheet    |            |      |                                       |         |                  |                            |                               |  |



Copyright FCI