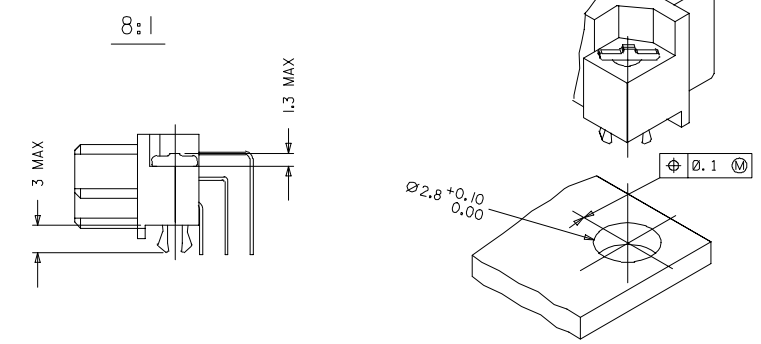
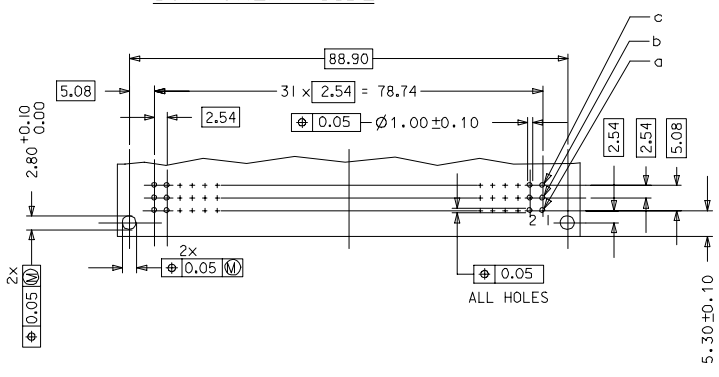


WITH MOUNTING CLIPS



RECOMMENDED PCB LAYOUT
COMPONENT SIDE

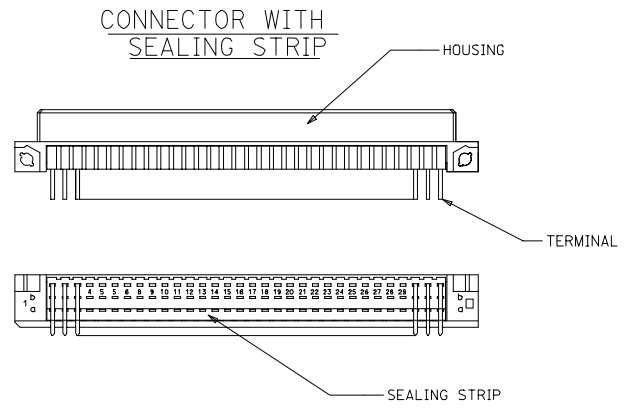


- NOTES:
- MATERIALS: THERMOPLASTIC POLYESTER, GLASS FILLED, UL94V-0, COLOUR: PEBBLE GREY RAL 7032
TERMINAL - PHOSPHOR BRONZE
MOUNTING CLIP: STEEL
 - FINISH: TERMINAL:-
CONTACT AREA
1. PERFORMANCE LEVEL 1: SELECTIVE GOLD (Au), THICKNESS = 1.1 MICROMETER OVER NICKEL, THICKNESS = 1.25 MICROMETER
2. PERFORMANCE LEVEL 2: SELECTIVE GOLD (Au), THICKNESS = 0.6 MICROMETER OVER NICKEL, THICKNESS = 1.25 MICROMETER
3. PERFORMANCE LEVEL 3: SELECTIVE GOLD (Au), THICKNESS = 0.3 MICROMETER OVER NICKEL, THICKNESS = 1.25 MICROMETER
TERMINATION AREA:
SELECTIVE TIN, THICKNESS = 2.5 MICROMETER OVER NICKEL, THICKNESS = 1.25 MICROMETER OVERALL
 - MOUNTING CLIP:-
TIN (Sn), THICKNESS = 5-10 MICROMETER, OVER NICKEL (Ni), THICKNESS = 2.5 MICROMETER
 - FOR NON MOUNTING CLIP OPTION, CONNECTOR TO BE SECURED WITH RIVETS: 2 TUBULAR RIVETS 2.5 x 0.3 ... DIN 7340
SCREWS: 2 CHEESEHEAD SCREWS M2.5 x ... DIN 84 AND 2 HEXAGONAL NUTS M2.5 DIN 934
 - MATERIAL NUMBER, BATCH CODE, UL AND CSA MARKING TO BE PRINTED ON THE CONNECTOR
 - CUT FACE OF TIP WITHOUT PLATING PERMITTED
 - PRODUCT SPECIFICATION : PS 36509-001

RoHS COMPLIANT

EC No: P007-0044 DRAWN BY: DRINGSATTI/MARCO 2006/10/10 CHECKED BY: CHIKKOSUDHIR 2006/10/11 APPROVED BY: APPR/SSUDHIR 2006/10/17	QUALITY SYMBOLS ▽=0 ▽=0	GENERAL TOLERANCES (UNLESS SPECIFIED)		DIMENSION STYLE MM ONLY		SCALE 2:1	DESIGN UNITS METRIC	THIRD ANGLE PROJECTION	
		4 PLACES ± --- ± --- 3 PLACES ± 0.05 ± --- 2 PLACES ± 0.1 ± --- 1 PLACE ± 0.15 ± ---	INCH ± --- ± --- ± ---	DRAWN BY SS	DATE 1999/09/24	TITLE ASSEMBLY, DIN1612 R FEMALE 96 POS		MOLEX INCORPORATED	
DRAFT WHERE APPLICABLE MUST REMAIN WITHIN DIMENSIONS	SIZE A 1	MATERIAL NO. SEE CHART		DOCUMENT NO. SD-36509-001		SHEET NO. 1 OF 2		THIS DRAWING CONTAINS INFORMATION THAT IS PROPRIETARY TO MOLEX INCORPORATED AND SHOULD NOT BE USED WITHOUT WRITTEN PERMISSION	

MATERIAL No	MOLEX ENG No	PERF LEVEL	PLATING	CONTACT SEQUENCE/ROW	MOUNTING CLIP	SEALING STRIP
36509-0001	MM-B2400-R960	1	Au+Ni	1,2,3....32 a+b+c	NO	NO
36509-0002	MM-B2500-R960	2	Au+Ni	1,2,3....32 a+b+c	NO	NO
36509-0003	MM-B2600-R960	3	Au+Ni	1,2,3....32 a+b+c	NO	NO
36509-0007	MM-B2400-R910	1	Au+Ni	1,2,3....32 a+b+c	YES	NO
36509-0008	MM-B2500-R910	2	Au+Ni	1,2,3....32 a+b+c	YES	NO
36509-0009	MM-B2600-R910	3	Au+Ni	1,2,3....32 a+b+c	YES	NO
36509-0013	MM-B2400-R960-101	1	Au+Ni	1,2,3....32 a+b+c	NO	YES
36509-0014	MM-B2500-R960-101	2	Au+Ni	1,2,3....32 a+b+c	NO	YES
36509-0015	MM-B2600-R960-101	3	Au+Ni	1,2,3....32 a+b+c	NO	YES
36509-0019	MM-B2400-R910-101	1	Au+Ni	1,2,3....32 a+b+c	YES	YES
36509-0020	MM-B2500-R910-101	2	Au+Ni	1,2,3....32 a+b+c	YES	YES
36509-0021	MM-B2600-R910-101	3	Au+Ni	1,2,3....32 a+b+c	YES	YES



RoHS COMPLIANT

EC No: 2007/0044 DRAWN BY: DRINGSATTI MARCO 2006/10/10 CHECKED BY: CHIKKOSUDHIR 2006/10/11 APPROVED BY: APPR:SSUDHIR 2006/10/16	QUALITY SYMBOLS ▽=0 ▽=0	GENERAL TOLERANCES (UNLESS SPECIFIED) <table border="1"> <thead> <tr> <th></th> <th>mm</th> <th>INCH</th> </tr> </thead> <tbody> <tr> <td>4 PLACES</td> <td>± 0.15</td> <td>± 0.006</td> </tr> <tr> <td>3 PLACES</td> <td>± 0.05</td> <td>± 0.002</td> </tr> <tr> <td>2 PLACES</td> <td>± 0.1</td> <td>± 0.004</td> </tr> <tr> <td>1 PLACE</td> <td>± 0.15</td> <td>± 0.006</td> </tr> </tbody> </table>		mm	INCH	4 PLACES	± 0.15	± 0.006	3 PLACES	± 0.05	± 0.002	2 PLACES	± 0.1	± 0.004	1 PLACE	± 0.15	± 0.006	DIMENSION STYLE MM ONLY	SCALE 2:1	DESIGN UNITS METRIC	THIRD ANGLE PROJECTION
		mm	INCH																		
4 PLACES	± 0.15	± 0.006																			
3 PLACES	± 0.05	± 0.002																			
2 PLACES	± 0.1	± 0.004																			
1 PLACE	± 0.15	± 0.006																			
DRAFT WHERE APPLICABLE MUST REMAIN WITHIN DIMENSIONS	SEE CHART	MATERIAL NO. SD-36509-001	DOCUMENT NO. SD-36509-001	SHEET NO. 2 OF 2																	