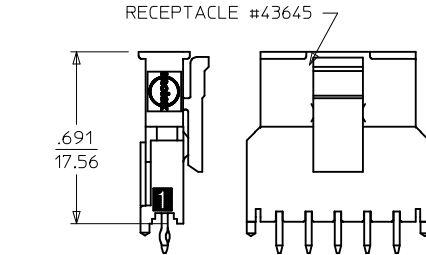

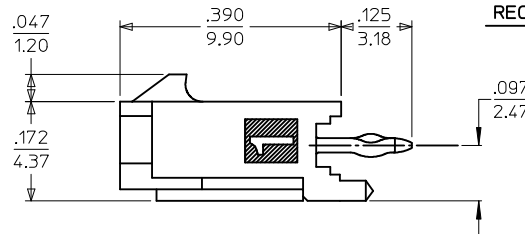
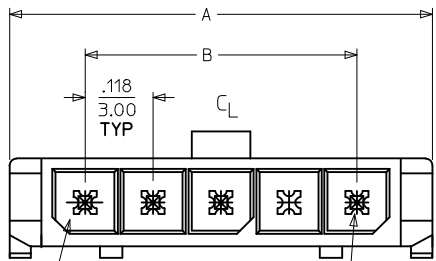


PCB LAYOUT: COMPONENT SIDE
RECOMMENDED PCB THICKNESS: .062/1.57



CKTS	A	B	C
2	$\frac{.380}{9.65}$	$\frac{.118}{3.00}$	$\frac{.354}{9.00}$
3	$\frac{.498}{12.65}$	$\frac{.236}{6.00}$	$\frac{.472}{12.00}$
4	$\frac{.616}{15.65}$	$\frac{.354}{9.00}$	$\frac{.591}{15.00}$
5	$\frac{.734}{18.64}$	$\frac{.472}{12.00}$	$\frac{.709}{18.00}$
6	$\frac{.852}{21.64}$	$\frac{.591}{15.00}$	$\frac{.827}{21.00}$
7	$\frac{.970}{24.64}$	$\frac{.709}{18.00}$	$\frac{.945}{24.00}$
8	$\frac{1.088}{27.64}$	$\frac{.827}{21.00}$	$\frac{1.063}{27.00}$
9	$\frac{1.206}{30.63}$	$\frac{.945}{24.00}$	$\frac{1.181}{30.00}$
10	$\frac{1.325}{33.66}$	$\frac{1.063}{27.00}$	$\frac{1.299}{33.00}$
11	$\frac{1.443}{36.65}$	$\frac{1.181}{30.00}$	$\frac{1.417}{36.00}$
12	$\frac{1.561}{39.65}$	$\frac{1.299}{33.00}$	$\frac{1.535}{39.00}$

CKTS	FINISH A		FINISH B		FINISH C	
	MATERIAL NO:	VOID CKT	MATERIAL NO:	VOID CKT	MATERIAL NO:	VOID CKT
02	43650-0215		43650-0216		43650-0217	
03	43650-0315		43650-0316		43650-0317	
04	43650-0415		43650-0416		43650-0417	
05	43650-0515		43650-0516		43650-0517	
06	43650-0615		43650-0616		43650-0617	
07	43650-0715		43650-0716		43650-0717	
08	43650-0815		43650-0816		43650-0817	
09	43650-0915		43650-0916		43650-0917	
10	43650-1015		43650-1016		43650-1017	
11	43650-1115		43650-1116		43650-1117	
12	43650-1215		43650-1216		43650-1217	
03	43650-0330	02				
04			43650-0431	02,03	43650-0430	02,03
05	43650-9915	03	43650-0531	03		
05	43650-0530	02,04				
06	43650-0630	02,04,05				
07	43650-0730	03,04,05			43650-0731	02,03 05,06

NOTES:

- HOUSING MATERIAL: LIQUID CRYSTAL POLYMER, GLASS FILLED, UL94V-0, COLOR: BLACK
TERMINAL MATERIAL: BRASS ALLOY
- FINISH:
A = .000060/(0.00152) MIN. REFLOWED MATTE TIN OVER .000050/(0.00127) MIN. NICKEL PLATE.
(FINISH IS BRIGHT IN APPEARANCE, THICKNESS AS APPLIED PRIOR TO REFLOW)
B = .000015/(0.00038) MIN. SELECT GOLD IN CONTACT AREA .000100/(0.00254) MIN. SELECT MATTE TIN ON SOLDER TAILS BOTH OVER .000050/(0.00127) NICKEL OVERALL
C = .000030/(0.00076) MIN. SELECT GOLD IN CONTACT AREA .000100/(0.00254) MIN. SELECT MATTE TIN ON SOLDER TAILS BOTH OVER .000050/(0.00127) NICKEL OVERALL
- PRODUCT SPECIFICATION: PS-43650
- TRAY PACKAGED : SEE MOLEX DRAWING PK-70873-0811
- MATES WITH MICRO FIT (3.0) RECEPTACLE SERIES 43645
- THIS PART CONFORMS TO CLASS 'B' REQUIREMENTS OF PRODUCT SPECIFICATION PS-45499-002.

ADD 43650-**-31 EC NO: UCP2016-1703 DRWN:JDOX 2015/10/21 CHKD:SSOUSEK 2015/10/21 APPR:FSMLTH 2016/07/06	QUALITY SYMBOLS 	GENERAL TOLERANCES (UNLESS SPECIFIED)		DIMENSION STYLE IN/MM		SCALE ---	DESIGN UNITS METRIC	THIRD ANGLE PROJECTION	
		4 PLACES \pm --- \pm --- 3 PLACES \pm --- \pm .010 2 PLACES \pm 0.25 \pm .014 1 PLACE \pm 0.36 \pm --- 0 PLACE \pm \pm	mm INCH DRAWN BY SAMIEC DATE 2000/07/07 CHECKED BY MUELLER DATE 2000/07/07 APPROVED BY EDGLEY DATE 2000/07/07	TITLE MICRO-FIT (3.0) SINGLE ROW / VERTICAL THRU HOLE / PEGS / TRAY molex		DOCUMENT NO. SD-43650-006	SHEET NO. 1 OF 1		
F2	REV	ANGULAR $\pm 1/2^\circ$		DRAFT WHERE APPLICABLE MUST REMAIN WITHIN DIMENSIONS		THIS DRAWING CONTAINS INFORMATION THAT IS PROPRIETARY TO MOLEX INCORPORATED AND SHOULD NOT BE USED WITHOUT WRITTEN PERMISSION			