

A

B

C

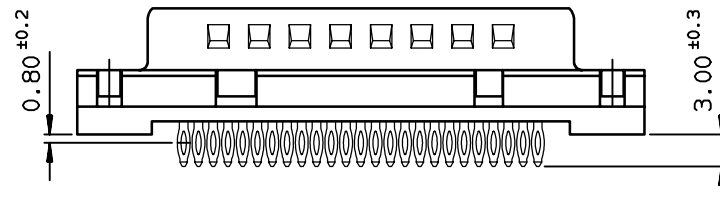
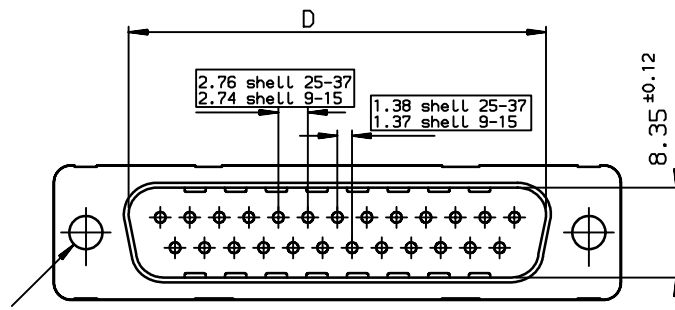
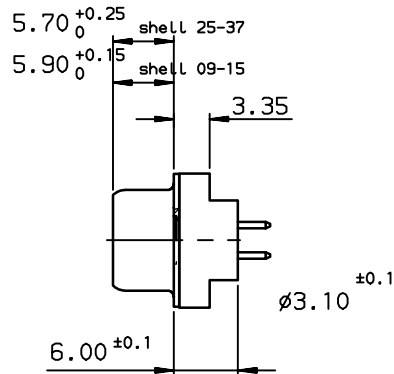
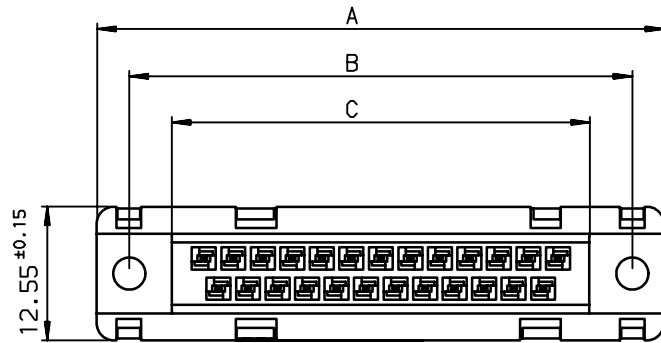
D

A

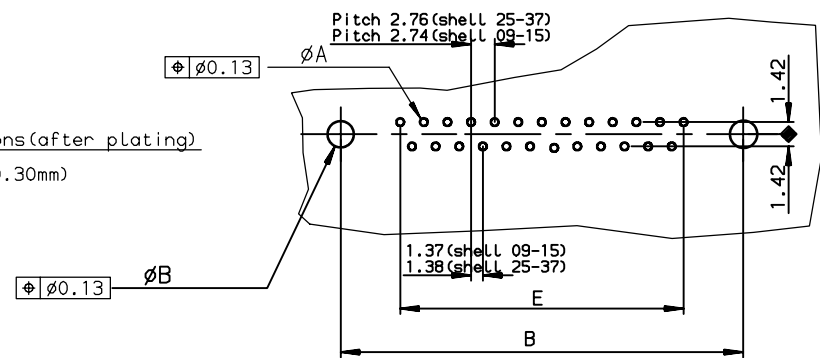
B

C

D



PC board drilling dimensions (after plating)  
(thickness < 3.20 ± 0.30mm)



TIN LEAD PART NUMBER

SHELL	A±0.38	B±0.12	C±0.10	D±0.25	E±0.07	PART NUMBER	PART NUMBER
09	30.81	24.99	16.96	16.79	10.96	D09P91C4PA00	D09P91C6PA00
15	39.14	33.32	25.18	25.12	19.18	D15P91C4PA00	D15P91C6PA00
25	53.03	47.04	39.12	38.84	33.12	D25P91C4PA00	D25P91C6PA00
37	69.32	63.50	55.68	55.30	49.68	D37P91C4PA00	D37P91C6PA00
						gold flash	0.76µ gold

LEAD FREE PART NUMBER

SHELL	A±0.38	B±0.12	C±0.10	D±0.25	E±0.07	PART NUMBER	PART NUMBER
09	30.81	24.99	16.96	16.79	10.96	D09P91C4PA00LF	D09P91C6PA00LF
15	39.14	33.32	25.18	25.12	19.18	D15P91C4PA00LF	D15P91C6PA00LF
25	53.03	47.04	39.12	38.84	33.12	D25P91C4PA00LF	D25P91C6PA00LF
37	69.32	63.50	55.68	55.30	49.68	D37P91C4PA00LF	D37P91C6PA00LF
						gold flash	0.76µ gold

rev	ecn no	dr	date
G	-	-	1996/07/16
H	LS05-004	MPE	2005/02/07
J	LS06-0095	LGO	2006-06-17
K	LS06-0140	LGO	2006-09-22
-	-	-	-
-	-	-	-

GENERAL CHARACTERISTICS AND ROHS INFORMATIONS:  
SEE DRAWING C01-8646-0001

European Views

www.fciconnect.com		surface ISO 1302 ✓	tolerance std ISO 406 ISO 1101	projection mm
TOLERANCES UNLESS OTHERWISE SPECIFIED				
Dr	JOUBERT	1995/08/11	0.X ± 0.1	size A3
Eng	PESSON	1995/08/11	0.XX ± 0.1	
Chr	LEGARE	1995/08/11	0.XXX ± 0.1	Scale 2
Appr	LEGARE	1995/08/11	Product family	
			D-SUB	ECN LS06-0140
Title MALE CONNECTOR DELTA D STD EUROPE straight press-fit				Spec ref -
catalog no		-		dwg no C01-8646-0109
				Rev. K
CUSTOMER				sheet 1 of 1

Copyright FCI.