
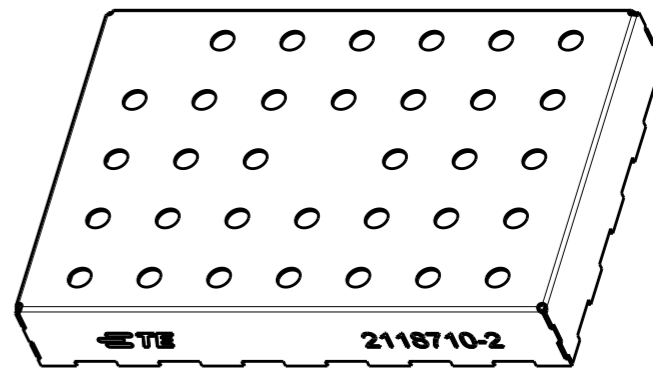
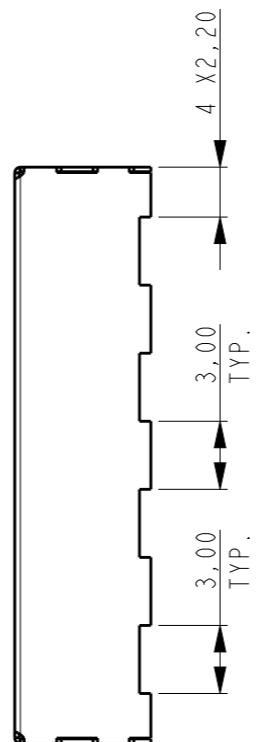


THIS DRAWING IS UNPUBLISHED. RELEASED FOR PUBLICATION
 © COPYRIGHT - BY TYCO ELECTRONICS CORPORATION. ALL RIGHTS RESERVED.

LOC	DIST	REVISIONS					
H	-	P	LTR	DESCRIPTION	DATE	DWN	APVD
			3	REMOVE TRIANGLE	02SEP2016	VL	SS
			A	DRAWING RELEASED	24APR2017	VL	SS
			A1	REVISED PER ECO-17-007644	26MAY2017	VL	SS
			A2	REVISED PER ECO-17-013857	20SEP2017	VL	SS



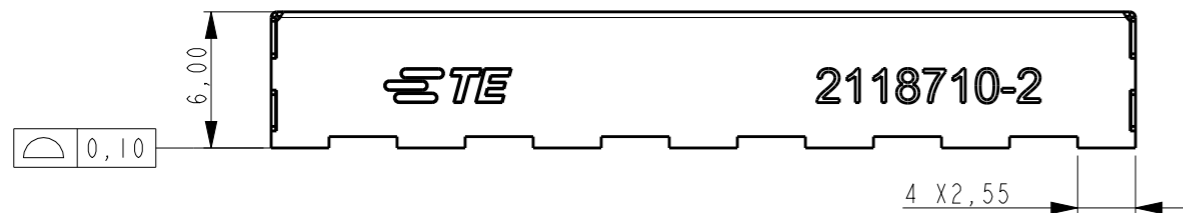
Ø1,60
TYP



SCALE 2:1

NOTES:

- 1 MATERIAL: 0.20mm CRS. 1,25 - 3.00µm MATTE TIN FINISH.
- 2 MATERIAL: 0.20mm AL. 1.20 - 2.00µm MATTE TIN FINISH OVER NICKEL FLASH.
- 3 STAMPING BURR OUTSIDE OF PART, MAX 0.05mm.
- 4 PARTS TO BE FREE OF OIL AND CONTAMINENTS.
- 5 PART IS RoHS COMPLIANT PER TE CONNECTIVITY STANDARD TEC-138-702.
- 6 REFER TO 3D MODEL FOR UNSPECIFIED DIMENSIONS.
- 7 PACKAGING: TAPE AND REEL



0,10

ALL SURFACES

7	2	2118710-4
7	1	2118710-2
PACKAGING	MATERIAL	PART NUMBER

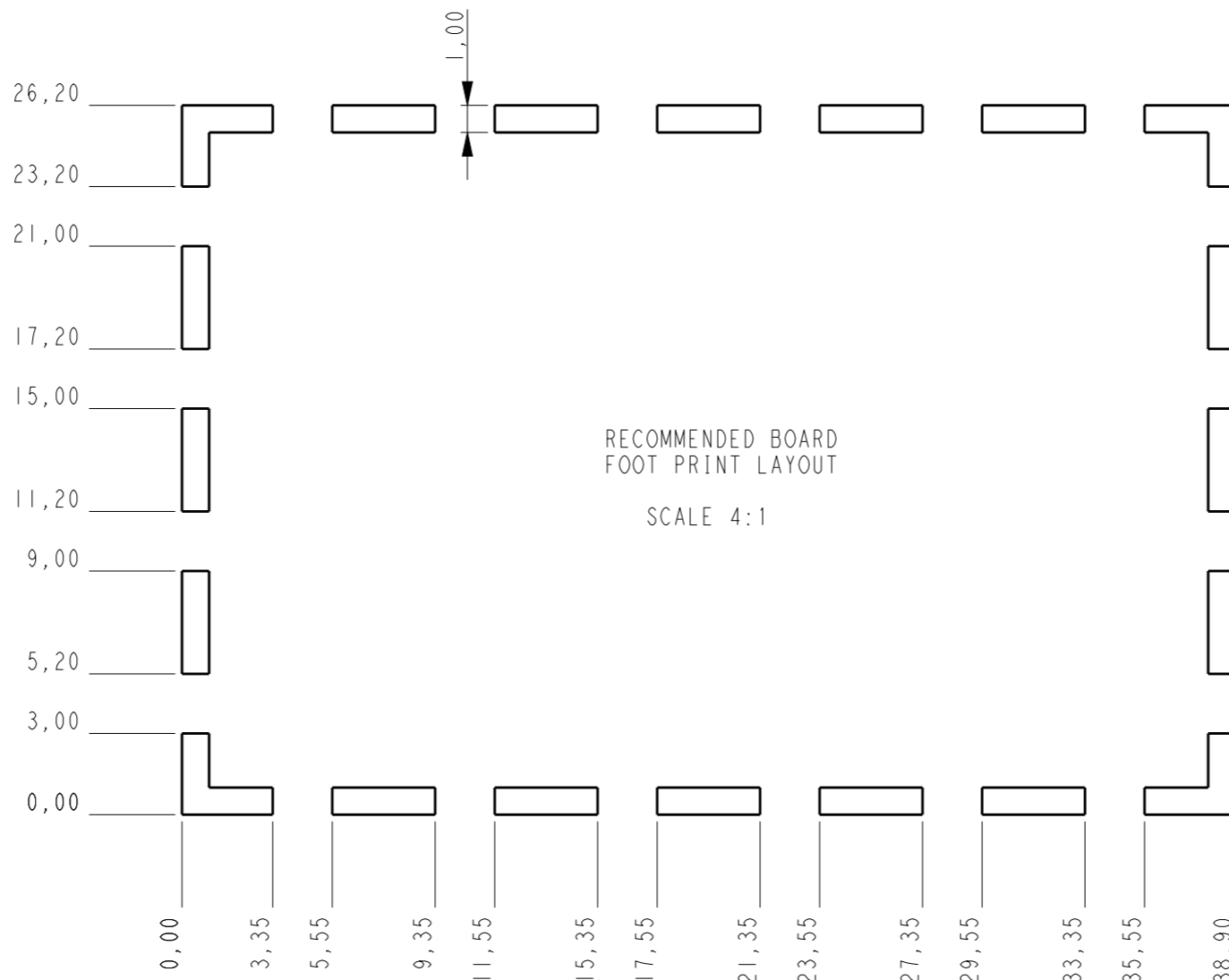
THIS DRAWING IS A CONTROLLED DOCUMENT. DIMENSIONING AND TOLERANCING PER ASME Y14.5M-2009.		DWN S. SU 05APR2016	TE Connectivity		
DIMENSIONS: mm		CHK V. LAC 24APR2017			
TOLERANCES UNLESS OTHERWISE SPECIFIED:		APVD V. LAC 24APR2017	NAME 1 PIECE STANDARD SHIELD		
0 PLC ±0.2 1 PLC ±0.15 2 PLC ±0.10 3 PLC ± 4 PLC ± ANGLES ±2°		PRODUCT SPEC 108-115119	RESTRICTED TO		
MATERIAL 1-		APPLICATION SPEC 114-115013	SIZE A3	CAGE CODE 00779	DRAWING NO C-2118710
FINISH 1-		WEIGHT -	SCALE 3:1 SHEET 1 OF 3 REV A2		
CUSTOMER DRAWING					

THIS DRAWING IS UNPUBLISHED.

RELEASED FOR PUBLICATION

© COPYRIGHT - BY TYCO ELECTRONICS CORPORATION. ALL RIGHTS RESERVED.

LOC	DIST	REVISIONS					
H	-	P	LTR	DESCRIPTION	DATE	DWN	APVD
			-	SEE SHEET 1	-	-	-

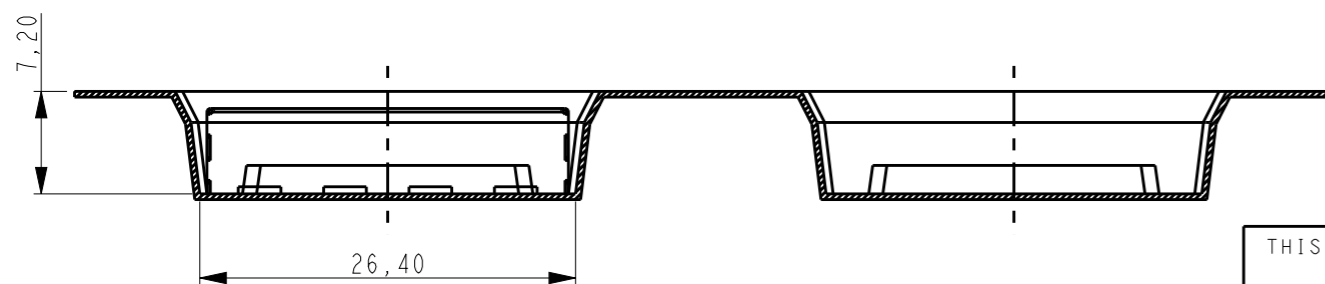
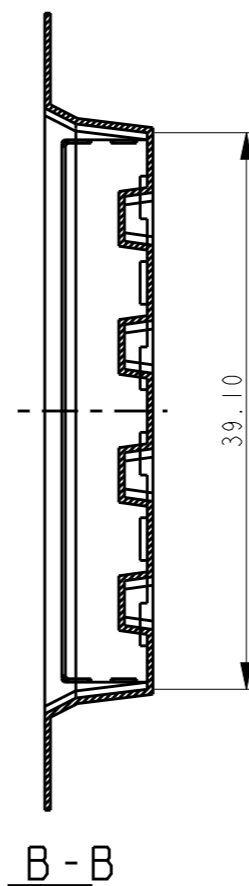
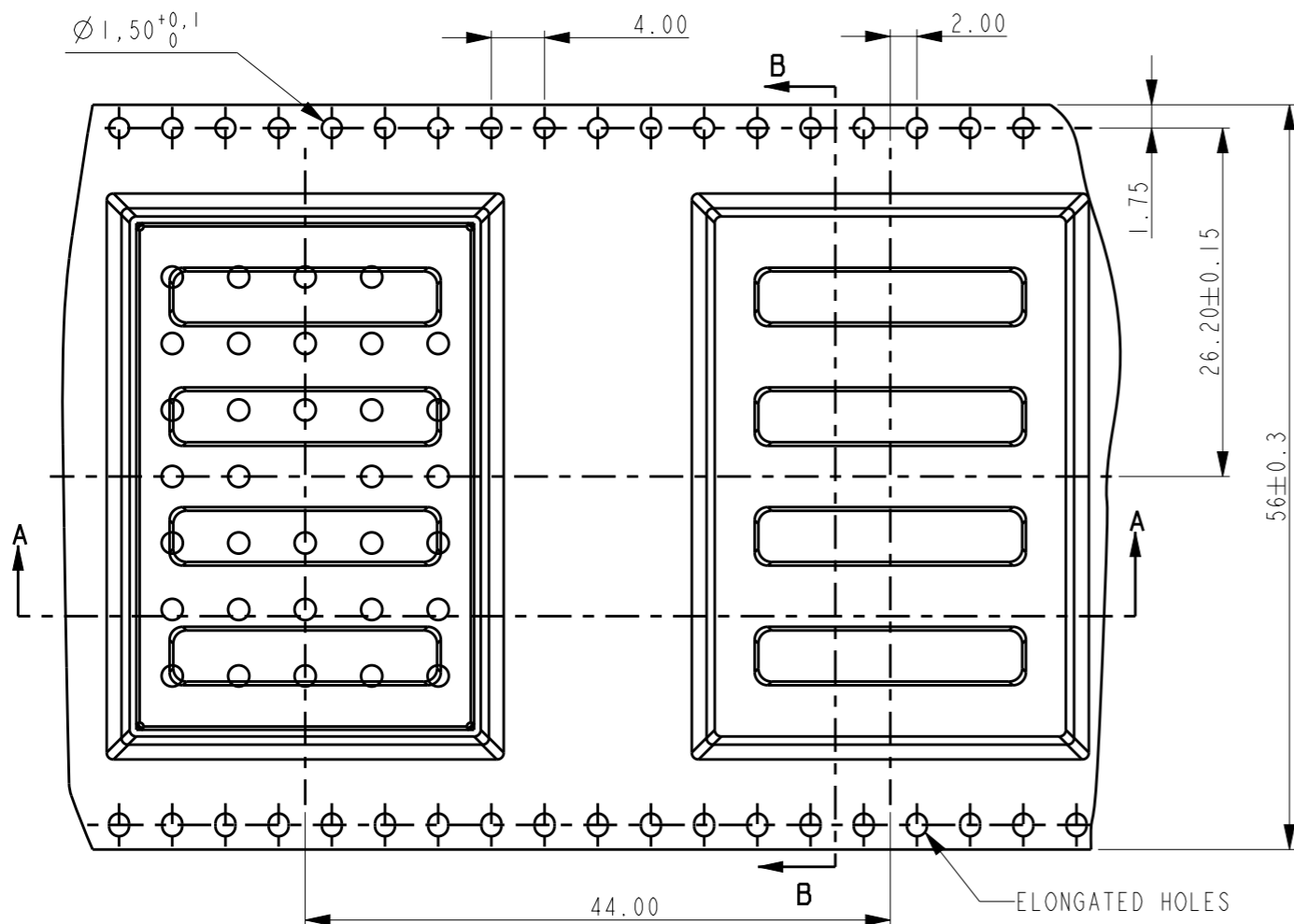


NOTES:
8. STENCIL THICKNESS: 0.10mm MIN.

THIS DRAWING IS A CONTROLLED DOCUMENT.		DWN S. SU	05APR2016	STE TE Connectivity	
DIMENSIONS: mm		CHK V. LAC	24APR2017		
TOLERANCES UNLESS OTHERWISE SPECIFIED:		APVD V. LAC	24APR2017	NAME 1 PIECE STANDARD SHIELD	
0 PLC ±0.2 1 PLC ±0.15 2 PLC ±0.10 3 PLC ± 4 PLC ± ANGLES ±2°		PRODUCT SPEC 108-115119		RESTRICTED TO	
MATERIAL -		APPLICATION SPEC 114-115013		SIZE A3	CAGE CODE 00779
FINISH -		WEIGHT -		DRAWING NO C-2118710	
CUSTOMER DRAWING				SCALE 4:1	SHEET 2 OF 3
				REV A2	

THIS DRAWING IS UNPUBLISHED. RELEASED FOR PUBLICATION
 © COPYRIGHT - BY TYCO ELECTRONICS CORPORATION. ALL RIGHTS RESERVED.

LOC	DIST	REVISIONS					
		P	LTR	DESCRIPTION	DATE	DWN	APVD
H	-	-	-	SEE SHEET 1	-	-	-



NOTES:

- 9. REEL SIZE: O.D. 380mm, I.D. 180mm
- 10. QTY PER REEL: 216PCS

THIS DRAWING IS A CONTROLLED DOCUMENT.		DWN S. SU 05APR2016	TE Connectivity		
DIMENSIONS: mm		CHK V. LAC 24APR2017			
TOLERANCES UNLESS OTHERWISE SPECIFIED:		APVD V. LAC 24APR2017	NAME 1 PIECE STANDARD SHIELD		
0 PLC ±0.2 1 PLC ±0.15 2 PLC ±0.10 3 PLC ± 4 PLC ± ANGLES ±2°		PRODUCT SPEC 108-115119	RESTRICTED TO		
MATERIAL - FINISH -		APPLICATION SPEC 114-115013	SIZE A3	CAGE CODE 00779	DRAWING NO C-2118710
		WEIGHT -	SCALE 3:1		
		CUSTOMER DRAWING	SHEET 3 OF 3 REV A2		