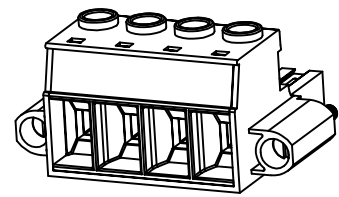
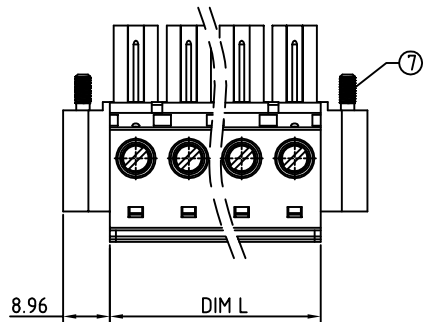


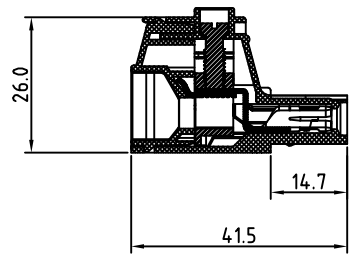
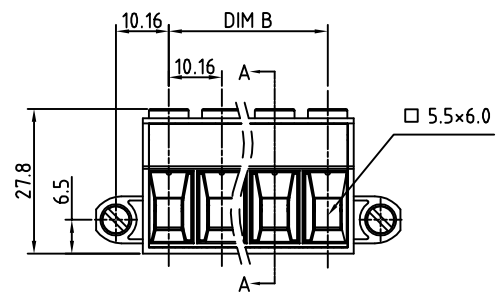
SIGN	DATE	DESCRIPTION	APPROVER
△			
THIS IS CAD DRAWING, DO NOT REVISE MANUALLY!!!			



- Material**
- Insulating body Thermoplastic (UL94V-0)
 - Insulating cover Thermoplastic (UL94V-0)
 - Terminal screw Steel Cr3+ Zinc plating "-" slot type
 - Terminal body(house) Brass, Ni plated
 - Contact PIN PhBz (CuSn) Tin plated
 - Wire guard Stainless Steel
 - With flange screw Steel Zinc plating M3

- Electrical cULus / IEC**
- Voltage rating: 600VAC / 1000VAC
 - Current rating: 55A / 76A
 - Solid wire: 6-20 / 0.5-16mm²
 - Stranded wire: 6-20 / 0.5-16mm²
 - Torque: 10.4 Lb-In / 1.2 N.m
 - Screw: M4
 - Wire strip length: 13-14mm
 - Withstanding Voltage: 2.2KV / 8KV
 - Operating temperature: -30°C to +105°C
 - Safety Approval: cULus

RoHS Compliant



SECTION A-A

PART NUMBER:

OSTEVXX6151

- No. of Poles
- 02 2 Poles
 - 03 3 Poles
 -
 - 12 12 Poles

- COLOR
- 0: Black
 - 2: Red
 - 5: Green (Standard)
 - 8: Grey

THESE DRAWINGS AND SPECIFICATIONS ARE THE PROPERTY OF ON-SHORE TECHNOLOGY, INC. AND SHALL NOT BE REPRODUCED, COPIED OR USED IN ANY MANNER WITHOUT THE PRIOR WRITTEN CONSENT OF ON-SHORE TECHNOLOGY, INC.

Poles	02	03	04	05	06	07	08	09	10	11	12
Dim L	20.16	30.32	40.48	50.64	60.80	70.96	81.12	91.28	101.44	111.60	121.76
Dim B	10.16	20.32	30.48	40.64	50.80	60.96	71.12	81.28	91.44	101.60	111.76
TOL	±0.25						±0.35				



TITLE		OST EV10.16 Series 2p-12p (W/F)									
PART NO.	OSTEVXX6151						DWG NO.	OSTEVXX6151.DWG			
APPROVED	CHECKED	DESIGNED	DRAWN	CUST NO.							
		Aaron 2007.12.04	Aaron 2007.12.04				UNIT: mm	Tolerance			
					SHEET: 01/01		SCALE: NONE	X	±0.50		
							REV.: B	X.X	±0.30		
								X.XX	±0.10		
								X°	±1°		