

THIS DRAWING IS UNPUBLISHED.

RELEASED FOR PUBLICATION

20

© COPYRIGHT 20

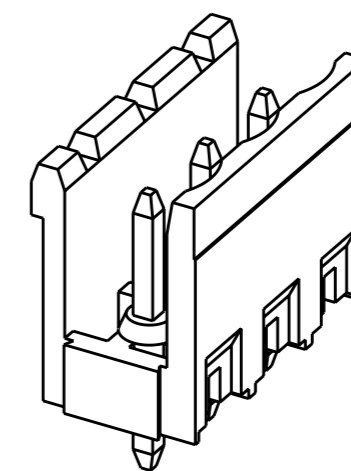
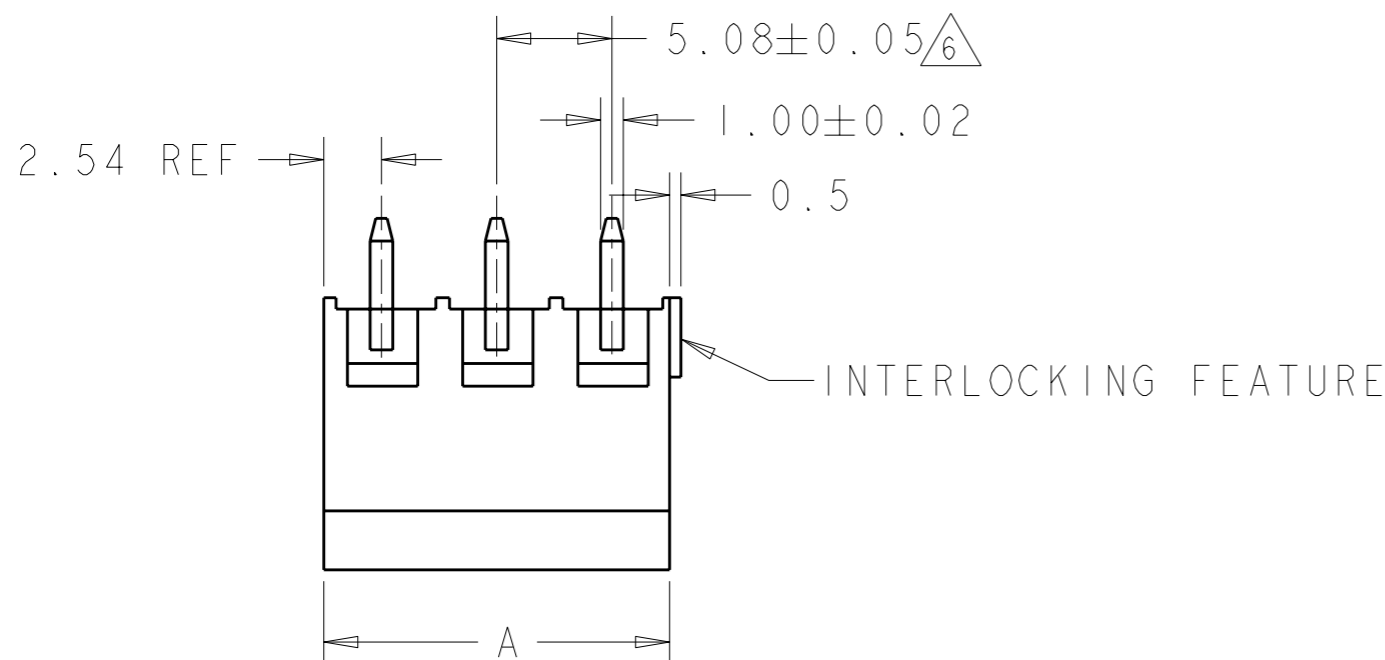
Tyco Electronics AMP GmbH

ALL RIGHTS RESERVED.

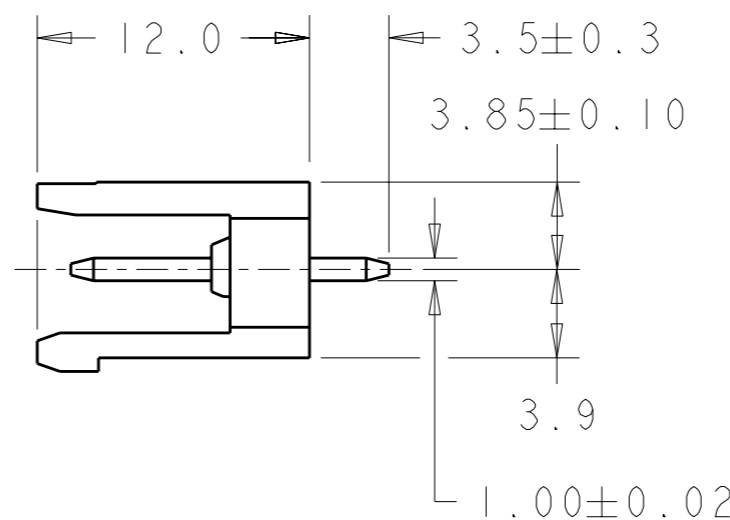
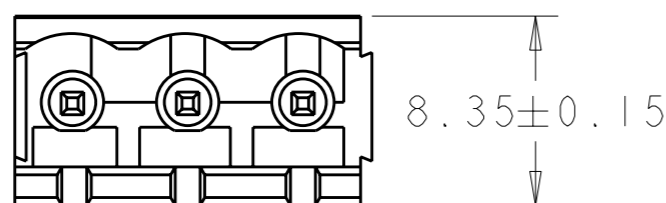
LOC	DIST
FT	0

REVISIONS

P	LTR	DESCRIPTION	DATE	DWN	APVD
	CI	REVISED PER ECO-12-007964	02MAY2012	KH	MS



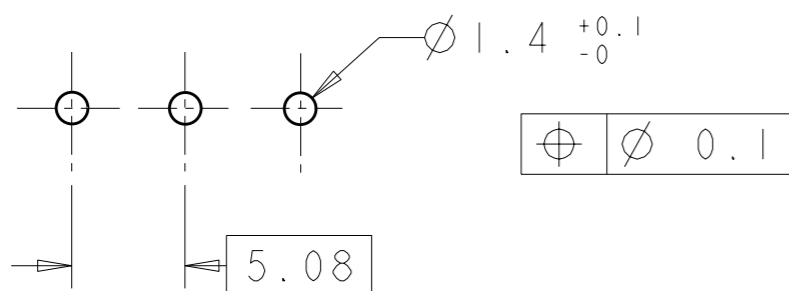
282824-3 AS SHOWN



- 1 MATERIALS AND FINISH
HOUSING: PA 6-6, UL 94-V0, COLOR GREEN.
TERMINAL: COPPER ALLOY, TIN PLATED.
- 2 SUITABLE FOR 1,6-2,4mm PC BOARD THICKNESS.
- 3 END-TO-END STACKABLE W/INTERLOCK WITHOUT LOSS OF CENTERLINE SPACING.
- 4 RECOGNIZED UNDER THE COMPONENT PROGRAM OF UNDERWRITERS LABORATORIES INC. FILE N° E60677.
- 5 IMQ CERTIFICATE WITH SURVEILLANCE IN CONFORMITY WITH IEC 998-1/998-2-1.
- 6 NOT CUMULATIVE TOLERANCE.

20.32	4	282824-4
15.24	3	282824-3
10.16	2	282824-2
DIM. A	N° OF POS.	PART NUMBER

RECOMMENDED PC BOARD LAYOUT



THIS DRAWING IS A CONTROLLED DOCUMENT.		DWN E. ZANOLINI 30 JUL 2001		TE Connectivity	
DIMENSIONS: mm		CHK D. BIEVENOUR 30 JUL 2001			
TOLERANCES UNLESS OTHERWISE SPECIFIED:		APVD D. BIEVENOUR 30 JUL 2001		NAME	
0 PLC ±-		PRODUCT SPEC		TERMINAL BLOCK HEADER ASSEMBLY	
1 PLC ±.3		108-20166		180 DEGREE STACKING W/INTERLOCK	
2 PLC ±.25		APPLICATION SPEC		5.08mm PITCH	
3 PLC ±-		114-20079		SIZE	
4 PLC ±-		WEIGHT -		A300779	
ANGLES ±2		CUSTOMER DRAWING		CAGE CODE	
MATERIAL		FINISH		DRAWING NO	
				C-282824	
				RESTRICTED TO	
				-	
				SCALE 3:1	
				SHEET 1 OF 1	
				REV CI	