






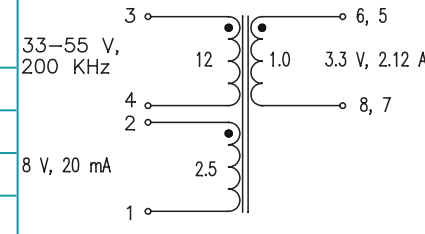
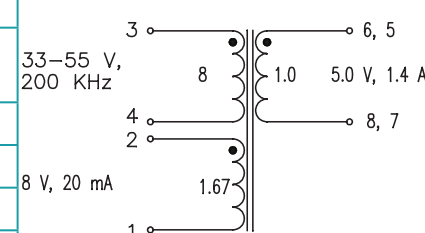
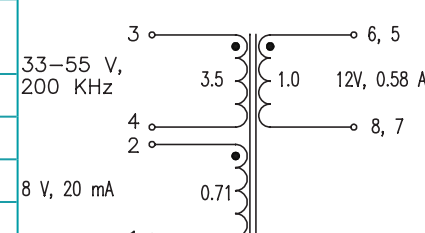
High Frequency Wire Wound Transformers

EP10 Platforms - SMT



-  **Power Range:** up to 30W
-  **Height:** 11.45mm Max
-  **Footprint:** 15.24mm x 13.1mm Max
-  **Topology:** Forward and Flyback

Electrical Specifications @ 25°C - Operating Temperature -40°C to +130°C⁵

Part Number	Parameter	Configuration	Value	Notes
PAT133NL	Pri. Inductance	(3-4)	253.4μH ± 10%	 <p>33-55 V, 200 KHz 8 V, 20 mA</p> <p>3, 4, 2, 1 (Primary) 6, 5, 8, 7 (Secondary)</p> <p>1.0, 2.5 (Turns Ratio)</p> <p>3.3 V, 2.12 A (Output)</p> <p>FLYBACK TRANSFORMER</p>
	Lk. Inductance	(3-4) with (8, 7, 6, 5) shorted	7.5μH MAX	
	DCR	(3-4)	420mΩ MAX	
		(6, 5-8, 7)	7.5mΩ MAX	
	Hi-Pot	Pri-Sec	1500Vrms	
	K1 Factor		4671.8	
PAT134NL	Pri. Inductance	(3-4)	253.4μH ±10%	 <p>33-55 V, 200 KHz 8 V, 20 mA</p> <p>3, 4, 2, 1 (Primary) 6, 5, 8, 7 (Secondary)</p> <p>1.0, 1.67 (Turns Ratio)</p> <p>5.0 V, 1.4 A (Output)</p> <p>FLYBACK TRANSFORMER</p>
	Lk. Inductance	(3-4) with (8, 7, 6, 5) shorted	7.5μH MAX	
	DCR	(3-4)	420mΩ MAX	
		(6, 5-8, 7)	16mΩ MAX	
	Hi-Pot	Pri-Sec	1500Vrms	
	K1 Factor		4671.8	
PAT135NL	Pri. Inductance	(3-4)	264.1μH ±10%	 <p>33-55 V, 200 KHz 8 V, 20 mA</p> <p>3, 4, 2, 1 (Primary) 6, 5, 8, 7 (Secondary)</p> <p>1.0, 0.71 (Turns Ratio)</p> <p>12V, 0.58 A (Output)</p> <p>FLYBACK TRANSFORMER</p>
	Lk. Inductance	(3-4) with (8, 7, 6, 5) shorted	6 μH MAX	
	DCR	(3-4)	800mΩ MAX	
		(6, 5-8, 7)	45mΩ MAX	
	Hi-Pot	Pri-Sec	1500Vrms	
	K1 Factor		4769.7	

High Frequency Wire Wound Transformers

EP10 Platforms - SMT



Electrical Specifications @ 25°C - Operating Temperature -40°C to +130°C

Part Number	Parameter	Configuration	Value	Notes
PA1253NL	Pri. Inductance	(3-4)	253.4 μ H \pm 10%	<p>33-57V 200kHz 8V, 20mA 3.3V, 1.5A (from pin 8 to 5) 1.8V, 1A</p> <p>FLYBACK TRANSFORMER</p>
	Lk. Inductance	(3-4) with (8, 7, 6, 5) shorted	12 μ H MAX	
	DCR	(3-4)	420 m Ω MAX	
		(2-1)	335 m Ω MAX	
		(5-6)	9.5 m Ω MAX	
		(7-8)	7.2 m Ω MAX	
	Hi-Pot	Pri-Sec	1500Vrms	
KI Factor		4671.8		
PA1277NL	Pri. Inductance	(3-4)	20.4 μ H \pm 10%	<p>9-50 V, 200 KHz 8 V, 20 mA 3.3 V, 3A</p> <p>FLYBACK TRANSFORMER</p>
	Lk. Inductance	(3-4) with (10, 9, 8, 7) shorted	1.5 μ H MAX	
	DCR	(3-4)	80 m Ω MAX	
		(6, 5-8, 7)	7.5 m Ω MAX	
		(2-1)	150 m Ω MAX	
	Hi-Pot	Pri-Sec	1500Vrms	
KI Factor		1002.9		
PA1282NL	Pri. Inductance	(3-4)	155 μ H \pm 10%	<p>33-57 V, 200 KHz 12 V, 20 mA 3.3 V, 2.12A</p> <p>FLYBACK TRANSFORMER</p>
	Lk. Inductance	(3-4) with (8, 7, 6, 5) shorted	5 μ H MAX	
	DCR	(3-4)	530 m Ω MAX	
		(6, 5-8, 7)	31 m Ω MAX	
		(2-1)	900 m Ω MAX	
	Hi-Pot	Pri-Sec	1500Vrms	
KI Factor		3117.5		
PA1283NL	Pri. Inductance	(3-4)	155 μ H \pm 10%	<p>33-57 V, 200 KHz 12 V, 20 mA 5V, 1.4A</p> <p>FLYBACK TRANSFORMER</p>
	Lk. Inductance	(3-4) with (8, 7, 6, 5) shorted	5 μ H MAX	
	DCR	(3-4)	570 m Ω MAX	
		(6, 5-8, 7)	40 m Ω MAX	
		(2-1)	1000 m Ω MAX	
	Hi-Pot	Pri-Sec	1500 Vrms	
KI Factor		3117.5		

High Frequency Wire Wound Transformers

EP10 Platforms - SMT



Electrical Specifications @ 25°C - Operating Temperature -40°C to +130°C				
PA1284NL	Pri. Inductance	(3-4)	155 $\mu\text{H} \pm 10\%$	<p>FLYBACK TRANSFORMER</p>
	Lk. Inductance	(3-4) with (8, 7, 6, 5) shorted	5 $\mu\text{H} \text{ MAX}$	
	DCR	(3-4)	540 $\text{m}\Omega \text{ MAX}$	
		(6, 5-8, 7)	370 $\text{m}\Omega \text{ MAX}$	
		(2-1)	920 $\text{m}\Omega \text{ MAX}$	
	Hi-Pot	Pri-Sec	1500 Vrms	
KI Factor	3117.5			
PA1370NL	Pri. Inductance	(3-4)	20.4 $\mu\text{H} \pm 10\%$	<p>FLYBACK TRANSFORMER</p>
	Lk. Inductance	(3-4) with (8,5) shorted	1.5 $\mu\text{H} \text{ MAX}$	
	DCR	(3-4)	80 $\text{m}\Omega \text{ MAX}$	
		(5-8)	30 $\text{m}\Omega \text{ MAX}$	
		(2-1)	105 $\text{m}\Omega \text{ MAX}$	
	Hi-Pot	Pri-Sec	1500 Vrms	
KI Factor	1002.9			
PA1721NL	Pri. Inductance	(3-4)	185 $\mu\text{H} \pm 10\%$	<p>FORWARD TRANSFORMER</p>
	Lk. Inductance	(3-4) with (8, 7, 6, 5) shorted	10 $\mu\text{H} \text{ MAX}$	
	DCR	(3-4)	420 $\text{m}\Omega \text{ MAX}$	
		(6, 5-8, 7)	12 $\text{m}\Omega \text{ MAX}$	
		(2-1)	115 $\text{m}\Omega \text{ MAX}$	
	Hi-Pot	Pri-Sec	1500 Vrms	
KI Factor	3410.8			
PA2362NL	Pri. Inductance	(3-4)	25.2 $\mu\text{H} \pm 10\%$	<p>FLYBACK TRANSFORMER</p>
	Lk. Inductance	(3-4) with (1, 2, 8, 7, 6, 5) shorted	0.55 $\mu\text{H} \text{ MAX}$	
	DCR	(3-4)	135 $\text{m}\Omega \text{ MAX}$	
		(6, 5-8, 7)	11 $\text{m}\Omega \text{ MAX}$	
		(2-1)	115 $\text{m}\Omega \text{ MAX}$	
	Hi-Pot	Pri-Sec	1500 Vdc	
KI Factor	1115.0			

High Frequency Wire Wound Transformers

EP10 Platforms - SMT



Electrical Specifications @ 25°C - Operating Temperature -40°C to +130°C ²				
PA2363NL	Pri. Inductance	(3-4)	25.2 μ H \pm 10%	<p>FLYBACK TRANSFORMER</p>
	Lk. Inductance	(3-4) with (1, 2, 8, 7, 6, 5) shorted	0.85 μ H MAX	
	DCR	(3-4)	135 m Ω MAX	
		(6, 5-8, 7)	9 m Ω MAX	
		(2-1)	180 m Ω MAX	
	Hi-Pot	Pri-Sec	1500 Vrms	
KI Factor	1115.0			
PA2364NL	Pri. Inductance	(3-4)	25.2 μ H \pm 10%	<p>FLYBACK TRANSFORMER</p>
	Lk. Inductance	(3-4) with (1, 2, 8, 7, 6, 5) shorted	1 μ H MAX	
	DCR	(3-4)	145 m Ω MAX	
		(6, 5-8, 7)	7.5 m Ω MAX	
		(2-1)	110 m Ω MAX	
	Hi-Pot	Pri-Sec	1500 Vrms	
KI Factor	1059.4			
PA2454NL	Pri. Inductance	(3-4)	24 μ H \pm 10%	<p>FLYBACK TRANSFORMER</p>
	Lk. Inductance	(3-4) with (8, 7, 6, 5) shorted	0.75 μ H MAX	
	DCR	(3-4)	82 m Ω MAX	
		(6, 5-8, 7)	13 m Ω MAX	
		(2-1)	80 m Ω MAX	
	Hi-Pot	Pri-Sec	1500 Vrms	
KI Factor	1179.9			
PA2455NL	Pri. Inductance	(3-4)	24 μ H \pm 10%	<p>FLYBACK TRANSFORMER</p>
	Lk. Inductance	(1-4) with (8, 7, 6, 5) shorted	0.6 μ H MAX	
	DCR	(3-4)	90 m Ω MAX	
		(6, 5-8, 7)	23 m Ω MAX	
		(2-1)	130 m Ω MAX	
	Hi-Pot	Pri-Sec	1500 Vdc	
KI Factor	1179.9			

High Frequency Wire Wound Transformers

EP10 Platforms - SMT



Electrical Specifications @ 25°C - Operating Temperature -40°C to +130°C					
PA2456NL	Pri. Inductance	(3-4)	24 μ H \pm 10%	<p>20-30 V, 250 KHz 12.0 V, 20 mA</p>	FLYBACK TRANSFORMER
	Lk. Inductance	(3,4) with (8, 7, 6, 5) shorted	0.6 μ H MAX		
	DCR	(3-4)	86 m Ω MAX		
		(6, 5-8, 7)	86 m Ω MAX		
	Hi-Pot	Pri-Sec	1500 Vrms		
	KI Factor	1179.9			
PA2627NL	Pri. Inductance	(3-4)	50.5 μ H \pm 10%	<p>18-75 V, 200 KHz 3.3 V, 20 mA</p>	FLYBACK TRANSFORMER
	Lk. Inductance	(3,4) with (8, 7, 6, 5) shorted	1.4 μ H MAX		
	DCR	(3-4)	420 m Ω MAX		
		(6, 5-8, 7)	47 m Ω MAX		
	Hi-Pot	Pri-Sec	1500 Vrms		
	KI Factor	1241.4			
PA3948.001NL	Pri. Inductance	(4-1) with 3,2 shorted	40 μ H \pm 10%	<p>18-42 V 200 KHz</p>	FLYBACK TRANSFORMER
		(4-1) with 3,2 shorted	32 μ H Min at 1.88A		
	Lk. Inductance	(4-1) with (5, 6, 7, 8) shorted	1.45 μ H MAX		
	DCR	(3-4)	410 m Ω MAX		
		(6, 5-8, 7))	140 m Ω MAX		
	Hi-Pot	Pri-Sec	1500 Vdc		
KI Factor	1241.4				
PA3948.002NL	Pri. Inductance	(4-1) with 3,2 shorted	40 μ H \pm 10%	<p>18-42 V 200 KHz</p>	FLYBACK TRANSFORMER
		(4-1) with 3,2 shorted	32 μ H Min at 1.88A		
	Lk. Inductance	(4-1) with (5, 6, 7, 8) shorted	1.45 μ H MAX		
	DCR	(4-1)	405 m Ω MAX		
		(8-6)	470 m Ω MAX		
	Hi-Pot	Pri-Sec	1500 Vdc		
KI Factor	983.3				

High Frequency Wire Wound Transformers

EP10 Platforms - SMT



Electrical Specifications @ 25°C - Operating Temperature -40°C to +130°C ²				
PA3948.003NL	Pri. Inductance	(4-1) with 3, 2 shorted	40 μ H \pm 10%	
		(4-1) with 3, 2 shorted	32 μ H Min at 1.88A	
	Lk. Inductance	(4-1) with (5, 6, 7, 8) shorted	1.45 μ H MAX	
	DCR	(4-1)	405 m Ω MAX	
		(8-6)	470 m Ω MAX	
	(7-5)	470 m Ω MAX		
Hi-Pot	Pri-Sec	1500 Vrms		
K1 Factor	983.3			
FLYBACK TRANSFORMER				
PA3948.004NL	Pri. Inductance	(4-1) with 3, 2 shorted	40 μ H \pm 10%	
		(4-1) with 3, 2 shorted	32 μ H Min at 1.88A	
	Lk. Inductance	(4-1) with (5, 6, 7, 8) shorted	1.45 μ H MAX	
	DCR	(4-1)	220 m Ω MAX	
		(8-6)	58 m Ω MAX	
	(7-5)	58 m Ω MAX		
Hi-Pot	Pri-Sec	1500 Vrms		
K1 Factor	983.3			
FLYBACK TRANSFORMER				
PA3948.005NL	Pri. Inductance	(4-1) with 3, 2 shorted	40 μ H \pm 10%	
		(4-1) with 3, 2 shorted	32 μ H Min at 1.88A	
	Lk. Inductance	(4-1) with (5, 6, 7, 8) shorted	1.6 μ H MAX	
	DCR	(4-1)	220 m Ω MAX	
		(7-6)	1275 m Ω MAX	
	Hi-Pot	Pri-Sec	1500 Vrms	
K1 Factor	983.3			
FLYBACK TRANSFORMER				
PA3948.006NL	Pri. Inductance	(4-1) with 3, 2 shorted	40 μ H \pm 10%	
		(4-1) with 3, 2 shorted	32 μ H Min at 1.88A	
	Lk. Inductance	(4-1) with (5, 6, 7, 8) shorted	1.65 μ H MAX	
	DCR	(4-1)	220 m Ω MAX	
		(7-6)	3350 m Ω MAX	
	Hi-Pot	Pri-Sec	1500 Vrms	
K1 Factor	983.3			
FLYBACK TRANSFORMER				

High Frequency Wire Wound Transformers

EP10 Platforms - SMT

Notes:

1. The temperature of the component (ambient plus temperature rise) must be within the stated operating temperature range.
2. The above transformers and inductors have been tested and approved by Pulse's power IC partners and are sited in the appropriate datasheet or evaluation board documentation at these companies. To determine which IC and IC partners are matched with the above Pulse part numbers please consult the IC Cross Reference on the Pulse website.
3. For flyback topology applications, it is necessary to ensure that the transformer will not saturate in the application. The peak flux density (Bpk) should remain below 2700Gauss. To calculate the peak density, use the following formula:

$$B_{pk} \text{ (Gauss)} = K1_Factor * I_{pk} \text{ (A)}$$

4. In high volt-sec applications, it is important to calculate the core loss of the transformer.

Approximate transformer core loss can be calculated as:

$$CoreLoss \text{ (W)} = 2.5E-14 * (Freq_kHz)^{1.63} * (\Delta B_Gauss)^{2.63}$$

where ΔB can be calculated as:

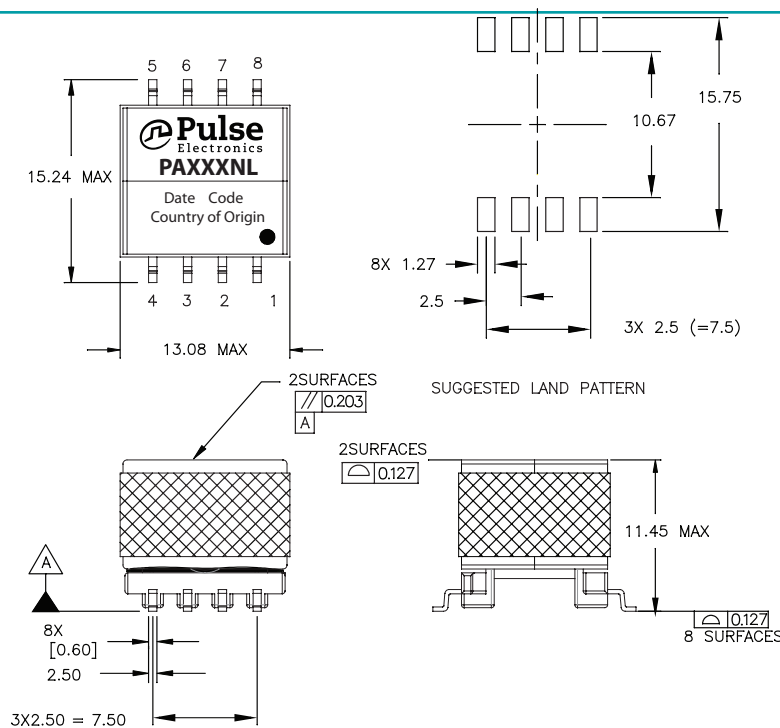
For Flyback Topology: $\Delta B = K1_Factor * (A)$

For Forward Topology: $\Delta B = K1_Factor * Volt\text{-}\mu\text{sec}$

5. Optional Tape & Reel packaging can be ordered by adding a "T" suffix to the part number (i.e. PA1133NL becomes PA1133NLT). Pulse complies with industry standard tape and reel specification EIA481. The tape and reel for this product has a width (W=32mm), pitch (Po=24mm) an depth (Ko=11.6mm).

Mechanical

PAXXXXNL



For More Information

Pulse Worldwide Headquarters
12220 World Trade Drive
San Diego, CA 92128
U.S.A.

Pulse Europe
Einsteinstrasse 1
D-71083 Herrenberg
Germany

Pulse China Headquarters
B402, Shenzhen Academy of
Aerospace Technology Bldg.
10th Kejianan Road
High-Tech Zone
Nanshan District
Shenzhen, PR China 518057

Pulse North China
Room 2704/2705
Super Ocean Finance Ctr.
2067 Yan An Road West
Shanghai 200336
China

Pulse South Asia
135 Joo Seng Road
#03-02
PM Industrial Bldg.
Singapore 368363

Pulse North Asia
3F, No. 198
Zhongyuan Road
Zhongli City
Taoyuan County 320
Taiwan R. O. C.
Tel: 886 3 4356768
Fax: 886 3 4356823 (Pulse)
Fax: 886 3 4356820 (FRE)

Tel: 858 674 8100
Fax: 858 674 8262

Tel: 49 7032 7806 0
Fax: 49 7032 7806 135

Tel: 86 755 33966678
Fax: 86 755 33966700

Tel: 86 21 62787060
Fax: 86 2162786973

Tel: 65 6287 8998
Fax: 65 6287 8998

Performance warranty of products offered on this data sheet is limited to the parameters specified. Data is subject to change without notice. Other brand and product names mentioned herein may be trademarks or registered trademarks of their respective owners. © Copyright, 2016. Pulse Electronics, Inc. All rights reserved.