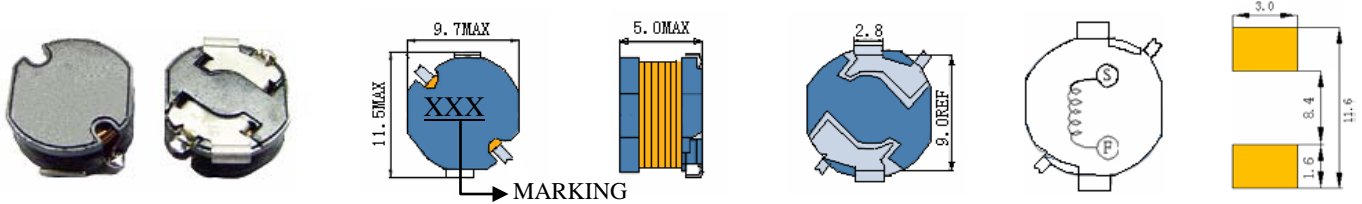


SC10F

SMD POWER INDUCTORS



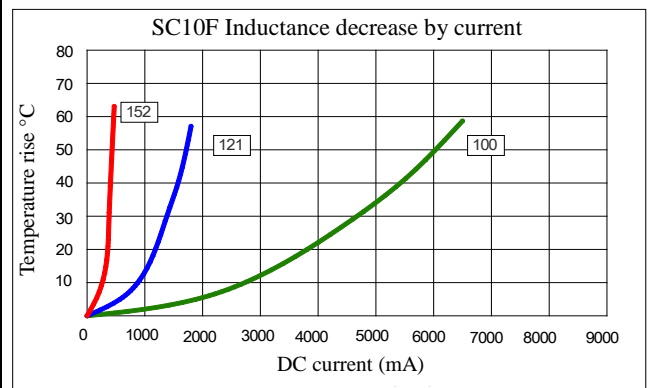
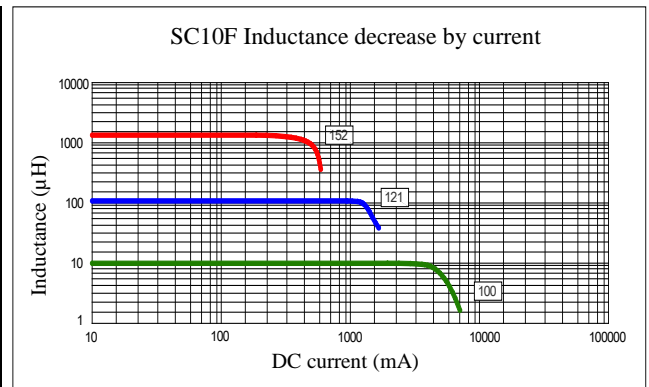
• Features

1. Open frame construction
2. Excellent Power Density
3. Engineered to Provide High Efficiency

ELECTRICAL CHARACTERISTICS



Part Number	Inductance (uH) (1)	Test Frequency	DC Resistance (Ω MAX) (2)	Saturation Current (3) (A)	Temperature Current (4) (A)
SC10F-100	10	100KHZ	47m	2.60	4.50
SC10F-120	12	100KHZ	50m	2.48	4.20
SC10F-150	15	100KHZ	58m	2.27	3.80
SC10F-180	18	100KHZ	67m	2.15	3.40
SC10F-220	22	100KHZ	75m	2.00	3.00
SC10F-270	27	100KHZ	87m	1.84	2.60
SC10F-330	33	100KHZ	95m	1.72	2.40
SC10F-390	39	100KHZ	0.12	1.58	2.20
SC10F-470	47	100KHZ	0.15	1.44	2.00
SC10F-560	56	100KHZ	0.18	1.28	1.88
SC10F-680	68	100KHZ	0.20	1.20	1.80
SC10F-820	82	100KHZ	0.23	1.09	1.68
SC10F-101	100	100KHZ	0.27	1.05	1.60
SC10F-121	120	100KHZ	0.33	0.92	1.40
SC10F-151	150	100KHZ	0.40	0.80	1.20
SC10F-181	18	100KHZ	0.53	0.73	1.02
SC10F-221	220	100KHZ	0.60	0.69	0.92
SC10F-271	270	100KHZ	0.84	0.60	0.84
SC10F-331	330	100KHZ	1.00	0.53	0.78
SC10F-391	390	100KHZ	1.09	0.49	0.72
SC10F-471	470	100KHZ	1.25	0.46	0.64
SC10F-561	560	100KHZ	1.63	0.41	0.58
SC10F-681	680	100KHZ	1.90	0.38	0.54
SC10F-821	820	100KHZ	2.44	0.34	0.50
SC10F-102	1000	100KHZ	2.80	0.31	0.44
SC10F-122	1200	100KHZ	3.67	0.27	0.40
SC10F-152	1500	100KHZ	4.37	0.25	0.36



- (1). Inductance tolerance for 10uH~82uH: $\pm 20\%$, for 100uH~1500uH: $\pm 10\%$. Tested at 0.25V, 0ADC and 25°C
- (2). DCR measured at 25°C.
- (3). The DC current at which the inductance decreases by 10% from its initial value.
- (4). The DC current that results in a 40°C temperature rise from 25°C ambient

[Click here for QUANTITY PER REEL & PACKING INFORMATION](#)

Custom versions available upon request.